

**OFF-ROAD
LIVIN'**

2022 OUTLANDER • RENEGADE

VEHICLE SPECIFICATIONS - KEY PACKAGES

FEATURED PACKAGES

Outlander 450	6
Outlander MAX XT-P 1000 T	8
Renegade 650 T	10

ACCESSORIES

Compatibility Guide	16
LinQ®: Easy On, Easy Off Cargo	17
Racks & Holders	21
Cargo & Storage	23
Can-Am Windshields	24
Handlebars & Mirrors	26
Seats	27
Plastic Skid Plates	28
HMWPE Skid Plates	30
Aluminum Skid Plates	31
HMWPE & Aluminum Skid Plates	33
Bumpers & Guards	34
Lights & Electrical / Winches	37
Winches	40
Multitrailer	44
Hitches	45
Performance	46
Covers, Decals & Add-Ons	49
Apache Track Systems	51
Promount Plows	53
Tires & Rims	58

can-am
OUTLANDER

can-am
RENEGADE

© 2021 Bombardier Recreational Products Inc. (BRP). All rights reserved. ®, TM and the BRP logo are trademarks of BRP or its affiliates. *All other trademarks are the property of their respective owners. Some models depicted herein may include optional equipment. Prices, if shown, are based on Manufacturer Suggested Retail Prices. Dealers may sell for a different price. For Canada and the US, taxes are not included. Depending on location, products are distributed by BRP US Inc., Bombardier Recreational Products Inc., BRP European Distribution SA, BRP Finland Oy., BRP Australia Pty Ltd. or BRP Brasil Motorsports LTDA. BRP reserves the right, at any time, to discontinue or change specifications, prices, designs, features or equipment without incurring obligation. Printed in Canada.

CAN-AMOFFROAD.COM



VEHICLE
SPECIFICATIONS

**OFF-
ROAD
LIVIN'**

VEHICLE SPECIFICATIONS - KEY PACKAGES

FEATURED PACKAGES

Outlander 450	6
Outlander MAX XT-P 1000 T	8
Renegade 650 T	10



OUTLANDER 450

HIGHLIGHTS

- Rotax® engine
- Continuously Variable Transmission (CVT) with engine braking
- Double A-arm front suspension
- Torsional Trailing arm Independent (TTI) rear suspension
- Visco-Lok† auto-locking front differential
- 1,300-lb (590 kg) towing capacity
- 5.4-gal (20.5 L) fuel capacity
- 25-in. (63.5 cm) Carlisle Trail Wolf tires
- Surrounding Spar Technology (SST) G2 frame with Geometric Contact Control
- Multifunction digital gauge
- Steel racks with LinQ™ quick-attach accessory system and a combined 360 pounds (163.3 kg) capacity
- 2.9-gal (10.9 L) water-resistant rear compartment
- RF Digitally Encoded Security System (D.E.S.S.™)

- Tundra Green
- Viper Red

ENGINE	
Type	28 kW (38 hp), Rotax® 427 cc single cylinder, liquid cooled
Fuel Delivery System	Intelligent Throttle Control (iTC™) with Electronic Fuel Injection (EFI)
Transmission	CVT, P / R / N / H / L, standard engine braking
Drive Train	Selectable 2WD / 4WD with Visco-Lok† auto-locking front differential
Power Steering	N/A
SUSPENSIONS	
Front Suspension	Double A-arm 9 in. (22.9 cm) travel
Front Shocks	Oil
Rear Suspension	Torsional Trailing arm Independent (TTI) 8.8 in. (22.4 cm) travel
Rear Shocks	Oil
TIRES / WHEELS	
Front Tires	Carlisle† Trail Wolf 25 x 8 x 12 in. (63.5 x 20.3 x 30.5 cm)
Rear Tires	Carlisle† Trail Wolf 25 x 10 x 12 in. (63.5 x 25.4 x 30.5 cm)
Wheels	12-in. (30.5 cm) steel
BRAKES	
Front	Dual 214 mm disc brakes with hydraulic twin-piston calipers
Rear	Single 214 mm disc brake with hydraulic twin-piston caliper

DIMENSIONS / CAPACITIES	
Estimated Dry Weight *	678 lb (308 kg)
L x W x H	83 x 46 x 49 in. (211 x 116.8 x 124 cm)
Wheelbase	51 in. (129.5 cm)
Ground Clearance	10.5 in. (26.7 cm)
Seat Height	33.8 in. (85.8 cm)
Rack Capacity	Front: 120 lb (54.4 kg) / Rear: 240 lb (109 kg)
Storage Capacity	Rear: 2.9 gal (10.9 L)
Towing Capacity	1,300 lb (590 kg)
Fuel Capacity	5.4 gal (20.5 L)

FEATURES	
Gauge	4.5 in. digital display: Speedometer, tachometer, odometer, trip & hour meters, gear position, 4 x 4 indicator, temperature, engine lights, electronic fuel gauge & clock
Instrumentation	Lighter type DC Outlet in console, standard connector in the back (15-A)
Anti-theft System	RF Digitally Encoded Security System (D.E.S.S.™)
Lighting	70 W from dual 35-W front light / brake light
Winch	Prewired for available winch
Seat	Standard
Protection	N/A

WARRANTY	
Factory warranty	2-year BRP limited warranty



FEATURE HIGHLIGHTS

1 Powerful Rotax Engines

Two engines so tough that choosing won't be easy: the 38-horsepower single-cylinder Rotax 450 or Rotax V-Twin. Each offers responsive power that's strong, smooth, and efficient.

2 Tow with Confidence

The Can-Am Outlander tows 1,300 lbs (590 kg) with ease. A rear hitch plate comes standard, and the ride is pre-wired for a winch in case drivers plan to push the limits—which they will.

3 Smooth Riding

Put it in H and go: a Continuously Variable Transmission (CVT) keeps the Can-Am Outlander within its powerband, for efficient, torque-rich response at all speeds and no need to worry about selecting gears.

4 Range to Roam

Longer rides are no longer a dare. A 5.4-gallon (20.5 L) fuel capacity and Electronic Fuel Injection (EFI) means more miles per gallon and more adventures per tank.

5 Trip Info at Your Fingertips

The multifunction 4.5 inch digital display keeps the Can-Am Outlander's crucial information at hand. Features include speedometer, gear position, temperature, engine lights control, electronic fuel gauge, clock, and more.

OUTLANDER MAX XT-P 1000 T

HIGHLIGHTS

- Rotax® V-Twin engine
- Front and rear FOX† 1.5 PODIUM† QS3 shocks
- Intelligent Throttle Control (iTC™) with riding modes
- Anti-Lock Braking System (ABS)
- Continuously Variable Transmission (CVT) with engine braking
- Tri-Mode Dynamic Power Steering (DPS)
- 3,500-lb (1,588 kg) winch
- 14 in. (35.6 cm) cast-aluminum beadlock wheels
- 26 in. (66 cm) ITP Terracross radial tires
- Painted plastics for premium look
- Heavy-duty front and rear bumpers
- Aluminum taper-profile handlebar with full wrap handguards
- Multifunction digital gauge
- Convertible Rack System (CRS) with LinQ™ system
- Dynamic passenger comfort ergonomics
- Multiposition passenger handgrips
- Raised floorboards
- RF Digitally Encoded Security System (D.E.S.S.™)

Iron Gray, Black & Neo Yellow

ENGINE	
Type	60 kW (80 hp), Rotax® 976 cc V-twin, liquid cooled
Fuel Delivery System	Intelligent Throttle Control (iTC™) with Electronic Fuel Injection (EFI)
Transmission	CVT, P / R / N / H / L, standard engine braking
Drive Train	Selectable 2WD / 4WD / Lock 4WD modes with Brake Traction Control (BTC)
Power Steering	Tri-Mode Dynamic Power Steering (DPS)
Speed Category	More than 60 km/h

SUSPENSIONS	
Front Suspension	Arched double A-arm with front sway bar 9.2 in. (23.3 cm) travel
Front Shocks	FOX† 1.5 PODIUM† QS3
Rear Suspension	Torsional Trailing arm Independent (TTI) 9.9 in. (25.1 cm) travel
Rear Shocks	FOX† 1.5 PODIUM† QS3

TIRES / WHEELS	
Front Tires	ITP† Terracross 26 x 8 x 14 in. (66 x 20.3 x 35.6 cm)
Rear Tires	ITP† Terracross 26 x 10 x 14 in. (66 x 25.4 x 35.6 cm)
Wheels	14 in. (35.6 cm) cast-aluminum beadlock

BRAKES	
Front	Dual 214 mm disc brakes with hydraulic twin-piston calipers
Rear	Single 214 mm disc brake with hydraulic twin-piston caliper

DIMENSIONS / CAPACITIES	
Estimated Dry Weight *	900 lb (408 kg)
L x W x H	94 x 48 x 53 in. (238.8 x 121.9 x 135 cm)
Wheelbase	59 in. (149.9 cm)
Ground Clearance	11 in. (27.9 cm)
Seat Height	34.5 in. (87.7 cm)
Rack Capacity	Front: 100 lb (45 kg) / Rear: 200 lb (90 kg)
Storage Capacity	Rear: 5.7 gal (21.4 L)
Towing Capacity	750 kg trailer with brakes and 335 kg trailer without brakes
Fuel Capacity	5.4 gal (20.5 L)

FEATURES	
Gauge	7.6-in wide digital display: Speedometer, tachometer, odometer, trips & hour meters, gear position, 4 x 4 indicator, temperature, engine lights, electronic fuel gauge, clock
Instrumentation	Lighter type DC Outlet in console, standard connector in the back (15-A)
Anti-theft System	RF Digitally Encoded Security System (D.E.S.S.™)
Lighting	230 W from twin 60-W projectors and dual 55-W reflectors with tail light / brake light
Winch	3,500-lb (1,588 kg) winch
T-Category features	Towing hitch with trailer plug, directional indicators, position lamps, mirrors, horn
Seat	Convertible Rack System (CRS)
Protection	Heavy-duty front & rear bumpers Aluminum taper-profile handlebar with full wrap handguards Mudguards

WARRANTY	
Factory warranty	2-year BRP limited warranty



FEATURE HIGHLIGHTS

1

Leading engine technology

Class-leading 80-hp Rotax 1000 V-Twin engine offers responsive power that's strong, smooth, and efficient.

3

Lock 4WD with Brake Traction Control (BTC)

When the conditions call for a locked front differential, riders can manually LOCK the front differential.

5

FOX Racing Shocks

Outlander is available with a wide range of premium FOX Racing Shocks, from the adjustable FOX 1.5 PODIUM QS3 shocks to FOX 1.5 PODIUM RC2 units, for fully tunable handling to suit the conditions & terrain.

2

Smooth Riding

Put it in H and go: a Continuously Variable Transmission (CVT) keeps the Can-Am Renegade within its powerband, for efficient, torque-rich response at all speeds and no need to worry about selecting gears.

4

Tri-Mode Dynamic Power Steering (DPS)

For easy, direct speed-sensitive steering assistance, with more power at lower speeds to reduce steering effort and less at higher speeds for maximum steering feel to the rider. Three modes adapt DPS even more.

6

Anti-Lock Braking System (ABS)

The world's first ATVs equipped with ABS (anti-lock braking system), developed specifically for off-road riders. And because braking isn't just about slowing down or stopping, you also get better cornering control for a more responsive ride.

RENEGADE 650 T

HIGHLIGHTS

- Rotax® V2 Motor
- Vorderradaufhängung mit Doppeldreieckslenker und Querstabilisator vorn
- Stufenloses Getriebe (CVT) mit Motorbremse
- 12" (30,5 cm) Aluminiumgussfelgen
- 25" (63,5 cm) ITP Holeshott† ATR Reifen
- SST-Chassis der 2. Generation (Surrounding Spar Technology G2) mit Geometric Contact Control
- TTI-Hinterradaufhängung (Torsional Trailing arm Independent)
- Antiblockiersystem (ABS)
- Digitales Multifunktionsanzeigeelement
- Digital kodierte Hochfrequenz (RF)-Sicherheitssystem (D.E.S.S.™)

Desert Tan

ENGINE	
Type	44 kW (59 hp), Rotax® 649.6 cc V-twin, liquid cooled
Fuel Delivery System	Intelligent Throttle Control (ITC™) with Electronic Fuel Injection (EFI)
Transmission	CVT, P / R / N / H / L, standard engine braking
Drive Train	Selectable 2WD / 4WD with Brake Traction Control (BTC)
Power Steering	Tri-Mode Dynamic Power Steering (DPS)
Speed Category	More than 60 km/h

SUSPENSIONS	
Front Suspension	Arched double A-arm with front sway bar 9.2 in. (23.3 cm) travel
Front Shocks	Oil
Rear Suspension	Torsional Trailing arm Independent (TTI) 9.9 in. (25.1 cm) travel
Rear Shocks	Oil

TIRES / WHEELS	
Front Tires	ITP Holeshott† ATR 25 x 8 x 12 in. (63.5 x 20.3 x 30.5 cm)
Rear Tires	ITP Holeshott† ATR 25 x 10 x 12 in. (63.5 x 25.4 x 30.5 cm)
Wheels	12 in. (30.5 cm) cast-aluminum

BRAKES	
Front	Dual 214 mm disc brakes with hydraulic twin-piston calipers
Rear	Single 214 mm disc brake with hydraulic twin-piston caliper

DIMENSIONS / CAPACITIES	
Estimated Dry Weight *	668 lb (303 kg)
L x W x H	86 x 48 x 49 in. (218.4 x 121.9 x 124 cm)
Wheelbase	51 in. (129.5 cm)
Ground Clearance	10.5 in. (26.7 cm)
Seat Height	34.5 in. (87.7 cm)
Rack Capacity	Rear: 35 lb (16 kg)
Storage Capacity	N/A
Towing Capacity	660 kg trailer with brakes and 335 kg trailer without brakes
Fuel Capacity	5.4 gal (20.5 L)

FEATURES	
Gauge	4.5 in. digital display: Speedometer, tachometer, odometer, trip & hour meters, gear position, 4 x 4 indicator, temperature, engine lights, electronic fuel gauge & clock
Instrumentation	Lighter type DC Outlet in console, standard connector in the back (15-A)
Anti-theft System	RF Digitally Encoded Security System (D.E.S.S.™)
Lighting	240 W from 4 fender mounted projector beam headlamps (60-W) with tail light / brake light
Winch	N/A
T-Category features	Towing hitch with trailer plug, directional indicators, position lamps, mirrors, horn
Seat	Standard
Protection	Front bumper

WARRANTY	
Factory warranty	2-year BRP limited warranty



FEATURE HIGHLIGHTS

1 Choice of Powerful Rotax Engines

Two engines so tough that choosing won't be easy: the 48- or 78-horsepower Rotax V-Twin. Each offers responsive power that's strong, smooth, and efficient.

2 Smooth Riding

Put it in H and go: a Continuously Variable Transmission (CVT) keeps the Can-Am Renegade within its powerband, for efficient, torque-rich response at all speeds and no need to worry about selecting gears.

3 Unlocking Limits

The Can-Am Renegade's selectable 2WD / 4WD with Visco-Lok auto-locking front differential doesn't just grip terrain. It gains maximum traction at the push of a button in all riding conditions.

4 Anti-Theft Protection

A ride this special deserves top end security. Encrypted chip technology—one vehicle, one code—restricts access to only the owner. The electronic ignition system and ball-and-socket key design team up for a reliable wireless connection.

5 Trip Info at Your Fingertips

The 4.5 inch digital display keeps the Renegade's crucial information at hand. It's backlit so that it's readable in all weather conditions.



ACCESSORIES

ACCESSORIES

Compatibility Guide	16	Bumpers & Guards	34
LinQ®: Easy On, Easy Off Cargo	17	Lights & Electrical / Winches	37
Racks & Holders	21	Winches	40
Cargo & Storage	23	Multitrailer	44
Can-Am Windshields	24	Hitches	45
Handlebars & Mirrors	26	Performance	46
Seats	27	Covers, Decals & Add-Ons	49
Plastic Skid Plates	28	Apache Track Systems	51
HMWPE Skid Plates	30	Promount Plows	53
Aluminum Skid Plates	31	Tires & Rims	58
HMWPE & Aluminum Skid Plates	33		

IT'S ALL HERE, NOW GET OUT THERE.



FIT AND COMPATIBILITY

For us, innovation is a no-brainer. All our accessories work together, right out of the box. So take your pick. Then pick some more.



STYLE AND VISION

We've upped the ante when it comes to accessories. Not just designed to look good, but perform right for real riders. All killer, no filler.



QUALITY AND RELIABILITY

Our Can-Am accessories are made right the first time. And to top it off we threw in a 1-year warranty. You're welcome. Install them yourself or at an authorized dealer.

BRP 2-YEAR LIMITED WARRANTY*

For new Can-Am accessories, genuine parts, and co-branded products sold through BRP. Includes items installed by you or an authorized BRP dealer.

can-am

*Use other than which the product is designed for will void the product limited warranty. Other exclusions may apply, the warranty is subject to the exclusions, limitations of liabilities and all other terms and conditions of BRP's standard limited warranty. See complete limited warranty or contact your Can-Am Off-Road authorized dealer. Applies only to BRP-made products or co-branded products made by currently accredited BRP partners. Purchased at an authorized BRP dealership/distributor or from a BRP-authorized online store. Unless otherwise stipulated or required by law. This limited warranty does not apply to factory installed accessories. This limited warranty does not apply to Evinrude parts and accessories. This limited warranty is effective as of March 1, 2016.

ATV ACCESSORY COMPATIBILITY GUIDE

We've made things super simple.

- Check your model year
- Choose engine and model
- Learn your **PLATFORM CODE**

This **PLATFORM CODE** will let you know at a glance if the accessory is compatible with your vehicle.

MODEL YEAR	MODEL	ENGINE CONFIGURATION	PLATFORM CODE
2015	Outlander L	450, 500	G2L
	Outlander	500, 650, 800, 1000	G2
	Outlander L MAX	450, 500	G2L
	Outlander MAX	500, 650, 800, 1000	G2
	6x6	650, 1000	G2
	Renegade	500, 800, 1000	G2S
2016	Outlander L	450, 570	G2L
	Outlander	570, 650, 850, 1000	G2
	Outlander L MAX	450, 570	G2L
	Outlander MAX	570, 650, 850, 1000	G2
	6x6	650, 1000	G2
	Renegade	570, 850, 1000	G2S
2017 2018	Outlander	450, 570	G2L
	Outlander	650, 850, 1000	G2
	Outlander MAX	450, 570	G2L
	Outlander MAX	650, 850, 1000	G2
	6x6	650, 1000	G2
	Renegade	570, 850, 1000	G2S
2019 2020 2021 2022	Outlander	450, 570	G2L
	Outlander	650, 850, 1000R	G2
	Outlander MAX	450, 570	G2L
	Outlander MAX	650, 850, 1000R	G2
	6x6	450	G2L
	6x6	650, 1000	G2
	Renegade	570, 650, 850, 1000R	G2S



G2L 6x6



G2 6x6



G2



G2L



G2S

LinQ®: EASY ON, EASY OFF CARGO

LinQ ACCESSORIES

- No tools needed: Quickly install and remove accessories by hand.
- Equip your Can-Am for specialized tasks in no time.
- Sturdy mounting system that holds up to the roughest terrain.

LinQ ACCESSORIES WITH 16" BASE

LinQ 4.2 Gal (16 L) Cooler
295100698

LinQ Tool Box
715008111

LinQ SR 5.5 Gal (21 L) Bag
860202449

LinQ 4.5 Gal (17 L) Sport Bag
860202447

LinQ Modular Box
715005494 • (10 L)
715007112 • (20 L)
715006830 • (30 L)

LinQ Tool Kit
715006829

LinQ Dry Bag
715008110

LinQ ACCESSORIES WITH 36" BASE

LinQ 12 Gal (45 L) Cargo Box
715003879

LinQ 23 Gal (86 L) Trunk Box
715004923

LinQ 32 Gal (121 L) Trunk Box
715001747 (2-up) / 715001749 (MAX)

LinQ 11.5 Gal (43 L) Audio Cargo Box
715003018

LinQ 8 Gal (30 L) Cooler Box
715004778 • Black / 715004698 • Grey

LinQ Premium Storage Bag by OGIO
715002923 • Black / 715003248 • Camo

LinQ Heavy Duty Basket
715001215

LinQ Low Profile Basket
715004282

LinQ HOLDERS

LinQ 4" Rack
715001711 • Silver / 715001665 • Black

LinQ 6" (15 cm) Rack Extension
715001712 • Silver / 715001671 • Black

LinQ Mounted Gear Grips
715005340

LinQ Tool Holder
715007358







LinQ Gun Boot Rack
715002112
715002113


COMPATIBILITY/REQUIREMENTS		
OUTLANDER 450/570	OUTLANDER	RENEGADE
<ul style="list-style-type: none"> • LinQ anchors mounted 16 inches apart, center-to-center. • Lower loading capacity than the LinQ with 36" base accessories. • Can be used on Can-Am ATV and SSV vehicles, Can-Am Spyder and Ryker vehicles, Sea-Doo watercraft and Ski-Doo snowmobiles. 		
<p>LinQ Adapter Plate 715007273 & LinQ Base Installation Kit 715008125</p>	<p>LinQ Anchor Adapter Kit 715004960</p>	<p>LinQ Luggage Rack 715001734</p> <p>OR</p> <p>LinQ Adaptor Plate 715007274 & LinQ Base Installation Kit 715008125</p>
<ul style="list-style-type: none"> • Mount on LinQ racks often used by Can-Am ORV vehicles. • Higher loading capacity than the LinQ with 16" base accessories. • Usage is limited to Can-Am ORV vehicles. 		
<p>LinQ Base 715002350</p>	<p>No further requirements</p>	<p>LinQ Luggage Rack 715001734</p>
No compatibility		
<p>LinQ Base 715002350</p>		
No compatibility		
<p>LinQ Base 715002350</p>		
<p>Not compatible *Alternative 5" or 8" Rack Extensions (715001913 or 715001914) are available for G2L</p>	<p>No further requirements</p>	<p>LinQ Luggage Rack 715001734</p>
<p>LinQ Base 715002350</p>		
<p>Not compatible *Alternative Gun Boot Racks (715001918 or 715001919) are available for G2L</p>		


LinQ ACCESSORIES WITH 16" BASE


<p>LinQ Modular Box</p> 	<p>G2, G2L, G2S</p>	<p>715005494 • (10 L) 715007112 • (20 L) 715006830 • (30 L)</p>
<ul style="list-style-type: none"> Allows stacking of other modular boxes to always have the right gear accessible. Always have the right box size to fit everything. Can be installed on any LinQ base with a 16" width. See table for installation location and requirements. 		
<p>Thermal Insert For LinQ Modular Box (10 L)</p> 	<p>G2, G2L, G2S</p>	<p>219401110</p>
<ul style="list-style-type: none"> Insulated liner. Fits very well in the LinQ Modular Box (10 L). Can contain five 473 ml cans or six 355 ml cans. 		
<p>LinQ Tool Kit</p> 	<p>G2, G2L, G2S</p>	<p>715006829</p>
<ul style="list-style-type: none"> Includes: 		
<ul style="list-style-type: none"> - Cutter pliers. - Long-nose pliers. - Locking pliers. - Ratchet wrench 3/8" drive. - 6" ratchet extension. - Integrated CVT belt storage location (belt not included). 	<ul style="list-style-type: none"> - Long-socket 19 mm 3/8" drive - 6pts. - Socket 18 mm 3/8" drive. - Long-socket 17 mm 3/8" drive - 6pts. - Socket 15 mm 3/8" drive. - Socket 13 mm 3/8" drive. - Socket 10 mm 3/8" drive. 	<ul style="list-style-type: none"> - Socket 8 mm 3/8" drive. - Combined wrench 19 mm. - Combined wrench 18 mm. - Combined wrench 15 mm. - Combined wrench 13 mm. - Combined wrench 10 mm. - Combined wrench 8 mm. - Socket torx T40 3/8" drive.
<p>LinQ 4.2 Gal (16 L) Cooler</p> 	<p>G2, G2L, G2S</p>	<p>■ 219400964 • Black ■ 295100698 • Grey</p>
<ul style="list-style-type: none"> All the benefits of LinQ—simple, fast and secure. Rotomolded construction for exceptional rigidity and durability. Premium-quality foam insulation for optimal ice retention. Uses LinQ mounting system (Patent US 8777531 and US 8875830). Easy one-second on/off tool-less system. See table for installation location and requirements. 		
<p>LinQ Tool Box</p> 	<p>G2, G2L, G2S</p>	<p>715008111</p>
<ul style="list-style-type: none"> High precision injected HDPE construction provides rigidity and durability. 5 gal (19 L) maximum capacity. Weather-resistant, sealed and lockable cover. Marinized for salt water purposes. See table for installation location and requirements. 		
<p>LinQ Dry Bag</p> 	<p>G2, G2L, G2S</p>	<p>715008110</p>
<ul style="list-style-type: none"> Fully waterproof roll-top dry bag will securely store and confine your equipment. LinQ mounted using heavy-duty rigid plastic base. High capacity storage solution 10.6 gal (40 L). Bottom foam liner for additional equipment protection. Integrated handle for easy transportation on/off the vehicle. Marinized for salt water purposes. See table for installation location and requirements. 		
<p>SR 5.5 Gal (21 L) LinQ Bag</p> 	<p>G2, G2L, G2S</p>	<p>860202449</p>
<ul style="list-style-type: none"> Semi-rigid expandable bag. 5.5 gal (21 L) capacity. See table for installation location and requirements. 		
<p>LinQ 4.5 Gal (17 L) Sport Bag</p> 	<p>G2, G2L, G2S</p>	<p>860202447</p>
<ul style="list-style-type: none"> 4.5 gal (17 L) capacity. Rigid bottom, semi-rigid top. See table for installation location and requirements. 		


LinQ ACCESSORIES WITH 36" BASE


<p>LinQ 12 Gal (45 L) Cargo Box</p> 	<p>G2 (front only for 6x6 & MAX models 2013-2014), G2L, G2S</p>	<p>715003879</p>
<ul style="list-style-type: none"> LinQ mounted for easy on, easy off installation. Holds cargo safely and securely while riding. See table for installation location and requirements. 		
<p>LinQ 23 Gal (86 L) Trunk Box</p> 	<p>G2 (except 6x6 models), G2L, G2S</p>	<p>715004923</p>
<ul style="list-style-type: none"> LinQ mounted for easy on, easy off installation. Lockable and weather-resistant. Holds cargo safely and securely while riding. Comfort pads for passenger. See table for installation location and requirements. 		
<p>LinQ 32 Gal (121 L) Trunk Box</p> 	<p>G2 (except MAX models & 6x6), G2S European Version (EC compliant)</p>	<p>715001747 715001748 • No rear tail light.</p>
<ul style="list-style-type: none"> LinQ Retrofit Adaptor Plate (715001334) is required for G1 models. Trunk Box Panels available in many colors to match your vehicle (sold separately). See table for installation location and requirements. 		
<p>LinQ 32 Gal (121 L) Trunk Box for Outlander Max</p> 	<p>G2 (MAX models only except 6x6 models) European Version (EC compliant)</p>	<p>715001749 715001750 • No rear tail light.</p>
<ul style="list-style-type: none"> Passenger comfort is ensured on active rides as well as longer recreational rides thanks to the ergonomically designed passenger padding comfort-fitted with a portion made of closed cell foam that won't absorb water. Very easy to embark even when driver is seated. Trunk Box Panels available in many colors to match your vehicle (sold separately). 		
<p>LinQ 32 Gal (121 L) Trunk Box Panels</p> 	<p>G2 (except 6x6 models), G2S</p>	<p>■ 715001391 • Black ■ 715001392 • Yellow ■ 715001395 • Viper Red ■ 715002481 • White ■ 715002480 • Light Grey ■ 715002984 • Octane Blue ■ 715002985 • Manta Green ■ 715002986 • Can-Am Red ■ 715006119 • Orange Crush ■ 715006120 • Squadron Green ■ 715007074 • Tundra Green</p>
<ul style="list-style-type: none"> Color panels to match the LinQ 32 gal (121 L) LinQ Trunk Box to your vehicle. 		
<p>LinQ 32 Gal (121 L) Trunk Box Panels <i>(Not illustrated)</i></p>	<p>EUROPEAN VERSION (EC compliant)</p>	<p>■ 715001397 • Black ■ 715001398 • Yellow ■ 715006124 • Viper Red ■ 715002483 • White ■ 715002482 • Light Grey ■ 715006122 • Manta Green ■ 715006121 • Can-Am Red ■ 715006123 • Orange Crush</p>
<ul style="list-style-type: none"> Color panels to match the LinQ 32 gal (121 L) LinQ Trunk Box to your vehicle. No rear tail light. 		
<p>Camo Decals for Black Trunk Box Panels <i>(Not illustrated)</i></p>	<p>■ 715002975 • Mossy Oak Break-Up Country Camo</p>	<p>■ 715001683 • Next G-1 Vista Camo</p>
<ul style="list-style-type: none"> Camo pattern perfectly matches your camo vehicle. 		
<p>LinQ 11.5 Gal (43 L) Audio Cargo Box</p> 	<p>G2 (front only for 6x6 & MAX models 2013-2014), G2L, G2S</p>	<p>715003018</p>
<ul style="list-style-type: none"> Mounts on/off easily to hold/carry cargo safely and securely. The Bluetooth enabled receiver and 6.5" (16.5 cm) speakers are smartly concealed and integrated in the cover. Automatic shut-off function protects your battery by turning the system off after 10 minutes of inactivity. Backlit control panel perfect for night riding. Water-resistant speakers. Delivers the best sound quality on the market to sweeten your ride courtesy of a built-in full range high-efficiency amplifier. See table for installation location and requirements. 		

LinQ 8 Gal (30 L) Cooler Box	G2 (except 6x6 models), G2S	<ul style="list-style-type: none"> ■ 715004778 • Black ■ 715004698 • Grey
 <ul style="list-style-type: none"> • LinQ mounted for easy on, easy off installation. • Rotomolded construction provides exceptional rigidity and durability. • Premium-quality foam insulation for optimal ice retention. • Integrated, fully-removable compartment protects food. • Robust rubber latches keep the cover tightly closed. • Weather-resistant. • Convenient drain plug. • See table for installation location and requirements. 		


LinQ Premium Storage Bag by OGIO	G2 (except 6x6 models), G2L, G2S	<ul style="list-style-type: none"> ■ 715002923 • Black ■ 715003248 • Mossy Oak Break-Up Country Camo
 <ul style="list-style-type: none"> • LinQ mounted for easy on, easy off installation. • Holds cargo safely and securely while riding. • See table for installation location and requirements. 		


LinQ Low Profile Basket	G2, G2L (front only for MAX & 6x6 models), G2S	715004282
 <ul style="list-style-type: none"> • Low profile, open basket increases cargo space. • Perfect for easy access to tools, rope, winch and plow accessories. • Multiple bungee cord and tie-down anchor points. • Made of impact-resistant injected polypropylene. • See table for installation location and requirements. 		

LinQ Heavy-Duty Basket	G2, G2L (front only for MAX & 6x6 models), G2S	715001215
 <ul style="list-style-type: none"> • Made of high-strength, low-alloy steel. • LinQ mount for easy on, easy off installation. • Can be placed on both front and back racks of vehicle. • See table for installation location and requirements. 		


Large Cargo Box	G2, G2L (Except 6x6)	715007001
 <ul style="list-style-type: none"> • Rear bed to carry large items. • Anchor points (D-ring), LinQ fixtures for tool holder, and marks to allow the installation of a 16" accessory. • Also has a mat for the floor and slot to enable the installation of a divider and a slot for a divider to close the recess on the rear vertical lip. • It is installed on ATV platforms through the LinQ system and hooks to make it easily installable and removable. 		


LinQ HOLDERS


LinQ Tool Holder	G2, G2S, G2L	715007358
 <ul style="list-style-type: none"> • Ultra-versatile tool holder. • Convenient swivel-latch allows tools to be stored in any orientation. • Sold in pairs. 		


LinQ Gear Grips	G2, G2S, G2L	715005340
 <ul style="list-style-type: none"> • Durable and flexible grips provide a custom fit for a variety of items from 1" to 4" (2.5 cm to 10 cm) in diameter. • Heavy-duty design for carrying bows, fishing poles, rakes, farm tools and more. • Quick-release button opens grip quickly for easy access to gear. • Heavy-duty base system built for the toughest adventures. • Make transporting your tools a snap by combining the Gear Grips with the LinQ System. • 360° orientation. • Sold in pairs. 		

LinQ MOUNTING


LinQ Anchor Adaptor Kit	G2, G2S	715004960
 <ul style="list-style-type: none"> • Allows the installation of accessories with LinQ base of 16" on LinQ racks. • Tool-less installation and removal. • For G2S, the LinQ Luggage Rack (715001734) is required for installation. 		


LinQ Base	G2L	715002350
 <ul style="list-style-type: none"> • Made of polypropylene glass fiber. • Allows you to install LinQ accessories. • Sold in pack of 4. 		


LinQ Lock	G2, G2S, G2L,	860201968
 <ul style="list-style-type: none"> • Simple way to lock most LinQ accessories in place. • Retrofits most LinQ accessories. • A cover protects the lock from the elements. • Not compatible with Tool Holder or Working Light. • Pack of one. • Comes with two keys. 		

LinQ Replacement Parts		715001707
 <ul style="list-style-type: none"> • Unique mounting fastener usable on any LinQ System accessory. • Tool-less installation and removal. • Sold in pairs. 		



RACKS & HOLDERS

LinQ Rack Extension – 4" (10 cm)	G2, G2S	<ul style="list-style-type: none"> ■ 715001711 • Silver ■ 715001665 • Black
 <ul style="list-style-type: none"> • Fits front or rear. • Strong and durable. • Helps keep cargo securely in place. • Easy and tool-less installation thanks to the LinQ System. • Anti-corrosion coating with durable powder coat finish. • LinQ Luggage Rack (715001734) is required for G2S. 		

LinQ Rack Extension – 6" (15 cm)	G2, G2S	<ul style="list-style-type: none"> ■ 715001712 • Silver ■ 715001671 • Black
 <ul style="list-style-type: none"> • Fits front or rear. • Strong and durable. • Helps keep cargo securely in place. • Easy and tool-less installation thanks to the LinQ System. • Anti-corrosion coating with durable powder coat finish. • LinQ Luggage Rack (715001734) is required for G2S. 		

Rack Extension – 5" (13 cm)	G2L	715001913
 <ul style="list-style-type: none"> • Fits front or rear. • Made of carbon steel. • Provides tie-down points to secure cargo on racks. • Easy installation on tubular rack. • Anti-corrosion coating with durable powder coat finish. 		

Rack Extension – 8" (20 cm)	G2L	715001914
	<ul style="list-style-type: none"> Fits front or rear. Made of carbon steel. Provides tie-down points to secure cargo on racks. Easy installation on tubular rack. Anti-corrosion coating with durable powder coat finish. 	
Rear Aluminum Rack	G2S	715001360
	<ul style="list-style-type: none"> 30 lb (14 kg) capacity. Compact, lightweight aluminum construction. Engraved Can-Am logo. Stamped 5052 aluminum center plate. Easy to install. 	
LinQ Luggage Rack	G2S (except X mr models)	715001734
	<ul style="list-style-type: none"> Bolt-on rack. Enables use of LinQ mounted accessories on the G2S. 	
LinQ Base Plate	G2L	715007273
	<ul style="list-style-type: none"> Enables use of 16" wide LinQ base accessories on G2L to extend cargo options and journey opportunities. Includes two LinQ bases and hardware. 	
LinQ Base Plate	G2S	715007274
	<ul style="list-style-type: none"> Enables use of 16" wide LinQ base accessories on G2S to extend cargo options and journey opportunities. Includes two LinQ bases and hardware. 	
Gun Boot Rack	G2L (except MAX models) G2L (MAX models only)	715001918 715001919
	<ul style="list-style-type: none"> Made of steel. Designed for the tubular rack. 	<ul style="list-style-type: none"> For use with Gun Boot 6.0 Impact by Kolpin. Can be mounted to either side of the vehicle.
Gun Boot 6.0 Impact[†] By Kolpin[†]	G2, G2L	715001419
	<ul style="list-style-type: none"> Extra room for pistol-grip-type weapons and small bipods. Easily fits firearms up to 51" (130 cm) in total length. Provides ample room for 2 3/8" (60 mm) scopes. Hatchback design allows easy access. Ergonomically designed handle and molded attachment points for sling. 	<ul style="list-style-type: none"> Snap-close cover with locking capability. Designed to accommodate left and right hand bolt-action rifles and shotguns. Includes removable, shock absorbing foam and nylon Impact liner for superior interior protection. Requires appropriate mounting kit for installation.
LinQ Gun Boot Rack <i>(Not illustrated)</i>	G2 (except MAX, 6x6 & X mr 1000) G2 (MAX & X mr 1000 models only)	715002112 715002113
	<ul style="list-style-type: none"> This lightweight Gun Boot Rack can be mounted on either side of your Outlander using the tool-less LinQ System. 	<ul style="list-style-type: none"> For use with Gun Boot 6.0 Impact by Kolpin.

Multi-Fit Holder	G2, G2L	715002354 • Single 715001945 • Double
	<ul style="list-style-type: none"> Open U-shaped bracket for carrying tools (shovel, axe) and hunting weapons (rifle, bow) that are safely secured, but easily accessible. Easy installation on tubular rack, extension racks, basket or bumpers. 	<ul style="list-style-type: none"> For G2, the LinQ Rack Extension (715001711) is required. Sold in pairs.
LinQ Gear Grips	G2L	715001421
	<ul style="list-style-type: none"> Durable, flexible grips cushion and protect while providing a custom fit for a variety of items from 1" to 4" (2.5 cm to 10 cm) in diameter. Heavy-duty design for carrying bows, fishing poles, rakes, farm tools and more. Quick-release button opens grip quickly for easy access to gear. 	<ul style="list-style-type: none"> Heavy-duty base system built for the toughest adventures. Easy installation on tubular racks, extension racks, brackets or bumpers. Sold in pairs.

CARGO & STORAGE


Log Bars	G2 (6x6 models only)	715001987
	<ul style="list-style-type: none"> Log bars allow you to convert the cargo bed into a perfect transport space for 4' (120 cm) timber. The driver's safety is guaranteed by the protective front screen. 	
Hard Top	G2 (6x6 models only)	715002394
	<ul style="list-style-type: none"> The hard top provides a 116 gal (440 L) cargo box. Locking secures your belongings. The cover raises assisted by gas cylinders. 	
Cargo Box Pool	G2L (6x6 models only)	715005256
	<ul style="list-style-type: none"> Transforms the flatbed into a large capacity cargo box for increased loading possibilities. Made of durable formed HDPE and shaped to maximize cargo space. Allows access to vehicle's water-resistant rear compartment. Designed for perfect fit and easy installation. 	
Tailgate Extension/Divider	G2 (6x6 models only)	715002017
	<ul style="list-style-type: none"> The sturdy tailgate extension provides a 10" (25 cm) extension to the cargo space. Thanks to the longer cargo bed, even large loads pose no problem. With the help of LinQ quick locks, the extension also acts as a solid space divider for the cargo bed. 	
Tarpaulin	G2 (6x6 models only)	715002416
	<ul style="list-style-type: none"> Fitted to cover all of the items in your cargo box thoroughly. Prevents splash from entering cargo box. Easily removable for quick access. 	
Side Walls & Tailgate	G2 (6x6 models only)	715005153
	<ul style="list-style-type: none"> Allows for a quick and easy conversion of the cargo bed into a trunk with plenty of room. Rotationally molded walls provide extreme durability for hard work - in all conditions. 	

18 Gal (70 L) Utility Box	G2 (6x6 models only)	715001999
----------------------------------	----------------------	------------------



- Wherever you go and whatever you do, this handy 18 Gal (70 L) utility box is your mobile storage.
- The lid keeps your equipment safe from the elements in all conditions.
- Slides under the flatbed with handles for easy access.

Cargo Box Net	G2 (6x6 models only)	715001371
----------------------	----------------------	------------------



- Solid net designed to hook to the bottom of the cargo box for secure and compact confinement of your cargo.

Tailgate Limiter Kit	G2 (6x6 models only)	715002080
-----------------------------	----------------------	------------------



- 2 L-shape brackets that hold the tailgate open horizontally.
- Keeps tailgate flush with the rest of the flatbed for longer oversized cargo.

Soft Storage Bag	G2, G2L, G2S	715003759
-------------------------	--------------	------------------



- 3-section bag.
- Transport gear in a weatherproof bag.
- 11.8 gal (45 L) capacity soft cargo bag designed with vehicle's rack in mind to maximize potential storage.
- LinQ Luggage Rack (715001734) is required for G2S.

Storage 2.6 Gal (10 L) Bag		269502121
-----------------------------------	--	------------------



- Roll-top dry bag for fully protecting your cargo from the elements.
- Fits in rear compartment of your vehicle.

CAN-AM WINDSHIELDS

Deluxe Fairing	G2 (except X mr & 6x6), G2L	<ul style="list-style-type: none"> ■ 715001232 • Black ■ 715000935 • Yellow 2000 ■ 715001231 • Red Viper 	<ul style="list-style-type: none"> ■ 715002479 • Light Grey ■ 715006125 • Squadron Green ■ 715007073 • Tundra Green
-----------------------	-----------------------------	--	---



- Innovative, richly featured wind protection.
- Quick tool-less removal once base brackets are mounted on handlebar.
- Two cup holders.
- Ready for GPS mounting kit.
- Optional mirrors and auxiliary lighting.
- Requires low, high or extra high windshield.
- Tapered Handlebar Adaptor Kit is required for vehicles with 1 1/8" (28 mm) tapered aluminum handlebars.
- Does not fit T3 units

Camo Decals for Black Deluxe Fairing <i>(Not illustrated)</i>	Deluxe Fairing	<ul style="list-style-type: none"> ■ 715002976 • Mossy Oak Break-Up Country Camo ■ 715001684 • Next G-1 Vista Camo
---	----------------	--

- Camo pattern perfectly matches your camo vehicle.

Tapered Handlebar Adaptor Kit <i>(Not illustrated)</i>	Deluxe Fairing	715002470
--	----------------	------------------

- Required to install Deluxe Fairing on an Outlander X-TP and on any vehicle equipped with 1 1/8" (28 mm) tapered aluminum handlebars.

Extra High Windshield	Deluxe Fairing	715000936
------------------------------	----------------	------------------



- 16" (41 cm) windshield provides the ultimate protection against the elements while touring.
- For wind protection and winter applications.
- Tool-less installation and replacement.

High Windshield	Deluxe Fairing	715001211
------------------------	----------------	------------------



- 11" (28 cm) high, for wind protection and winter applications.
- Tool-less installation and replacement.

Low Windshield	Deluxe Fairing	715001227
-----------------------	----------------	------------------



- 6" (15 cm) windshield allows you to keep your vehicle looking sporty while giving you some protection from the elements and the possibility of enjoying directional lighting.
- Tool-less installation and replacement.

ACCESSORIES

Auxiliary Windshield Lighting	Deluxe Fairing	715003115
--------------------------------------	----------------	------------------



- 2 premium LED spots for Deluxe Fairing for both increased output and directional lighting.
- 1,800 lumens.
- 2 x 10W LED Cree light kit.
- Long-range illumination up to 350' (107 m), drawing less than 1 amp per light.

Deluxe Mirror Kit	Deluxe Fairing	715002353
--------------------------	----------------	------------------



- Improved mounting system.
- Wide rear view.
- Perfect fit with your Deluxe Fairing.

WINDSHIELD KITS

Extra High Windshield Kit	G2, G2L, G2S (except X mr models)	715003023
----------------------------------	-----------------------------------	------------------




- Made of polycarbonate with integrated vent to reduce air turbulence and rumble noise at high speeds for a quieter and smoother ride.
- Quick tool-less removal once base brackets are mounted on handlebar.
- Fits straight and tapered handlebars.
- Improved design for enhanced rigidity.
- Steering Cover (709400939) is required for XT and Mossy Oak models.
- 16" (41 cm) windshield.
- For ultimate wind protection and winter applications.

High Windshield Kit	G2, G2L, G2S (except X mr models)	715006382
----------------------------	-----------------------------------	------------------



- Made of polycarbonate with integrated vent to reduce air turbulence and rumble noise at high speeds for a quieter and smoother ride.
- Quick tool-less removal once base brackets are mounted on handlebar.
- Fits straight and tapered handlebars.
- Improved design for enhanced rigidity.
- Steering Cover (709400939) is required for XT and Mossy Oak models.
- 11" (28 cm) windshield.
- For wind protection and winter applications.

Low Windshield Kit	G2, G2L, G2S (except X mr models)	715003021
---------------------------	-----------------------------------	------------------




- Made of polycarbonate with integrated vent to reduce air turbulence and rumble noise at high speeds for a quieter and smoother ride.
- Quick tool-less removal once base brackets are mounted on handlebar.
- Fits straight and tapered handlebars.


- Improved design for enhanced rigidity.
- Steering Cover (709400939) is required for XT and Mossy Oak models.
- 6" (15 cm) windshield.
- Allows you to keep your vehicle looking sporty while giving you some protection from the elements.

HANDLEBARS & MIRRORS

Handlebar Wind Deflectors	G2, G2L, G2S	<ul style="list-style-type: none"> 715000525 • Black / Yellow 715000537 • White / Black 715001706 • Black / Black 715000733 • Yellow / Black 715003811 • Can-Am Red / Black 715003812 • Manta Green/Black 715003813 • Orange / Black 715003814 • Octane Blue / Black 715006117 • Squadron Green / Black 715006118 • Viper Red / Black
----------------------------------	--------------	--


	<ul style="list-style-type: none"> Rugged injected plastic construction with Can-Am logo. Include removable cap for air flow adjustment. Mounting kit sold separately.
--	---

Passenger Wind Deflectors	G2 and G2L (MAX models only)	715001669
----------------------------------	------------------------------	------------------




- These wind deflectors fit on the passenger handles and provide greater comfort while riding.
- Easy to install and remove.

Full Wrap Aluminum Mounting Kit	G2, G2L, G2S	715001378
--	--------------	------------------




- Lightweight black die cast aluminum construction.
- Includes complete hardware.
- Handlebar wind deflectors sold separately.

Short Aluminum Mounting Kit	G2, G2L, G2S	715001379
------------------------------------	--------------	------------------




- Lightweight black die cast aluminum construction.
- Includes complete hardware.
- Handlebar wind deflectors sold separately.

Mirror Kit for Handlebar Wind Deflectors	Handlebar Wind Deflectors	860200080
---	---------------------------	------------------




- Do not fit with Full Wrap Aluminum Mounting Kit (715001378).
- Sold in pairs.

Aluminum Tapered Handlebar	G2, G2L, G2S	715000550
-----------------------------------	--------------	------------------




- 7/8" - 1 1/8" (22 mm - 28 mm) tapered handlebar made of 6061-T6 aluminum.
- Includes all hardware, center steering foam and cover.

Xt Handlebar Protector Kit	G2, G2L	703100352
-----------------------------------	---------	------------------



- Not compatible with Mud Strap (715003053).

Mirrors Left - 3/8" (10 mm)	G2, G2L, G2S	709400406
------------------------------------	--------------	------------------




- True vision surface 5" x 3" (13 cm x 8 cm).
- Matte finish.
- Stem includes 3/8" (10 mm) thread.
- Bracket (715000190) is required for installation on DS 450.
- Bracket not required for installation on Outlander and Renegade.

Mirrors Right - 3/8" (10 mm) <i>(Not illustrated)</i>	G2, G2L, G2S	709400523
---	--------------	------------------

- True vision surface 5" x 3" (13 cm x 8 cm).
- Matte finish.

- Stem includes 3/8" (10 mm) thread.
- Bracket (715000190) required except for vehicles with right hand brake.


Handlebar Mirrors	G2, G2L, G2S	715005366
--------------------------	--------------	------------------




- Adjustable handlebar mounted convex mirrors.
- The convex surface allows improved visibility with a wider field of view.
- Doesn't require a windshield or fairing to be mounted.

SEATS

Driver Backrest	G2 2015 & up, G2L (MAX models only, except 6x6 models)	715003942
	G2L (except MAX models)	715003941
	G2 (except 6x6 & MAX models)	715003940
	G2 (6x6 models only, except Max)	715003611


	<ul style="list-style-type: none"> Provides the rider's back with that extra support that makes riding that extra mile way more comfortable. Adjusts horizontally to match the driver's height and preference. Mounts and locks in firmly onto the vehicle.
---	--

Outlander Max Passenger Seat Kit	G2 2015 and up, G2L (MAX models only)	715002373
---	---------------------------------------	------------------



- Perfect to replace used or damaged passenger seat.

Heavy-Duty Seat Cover	G2, G2S, G2L	715007212
------------------------------	--------------	------------------




- Heavy-duty materials to cover and protect the seat.
- Abrasion- and tear-resistant.
- Simply installs by stretching around the original seat; the elastic holds the cover securely in place.



PLASTIC SKID PLATES

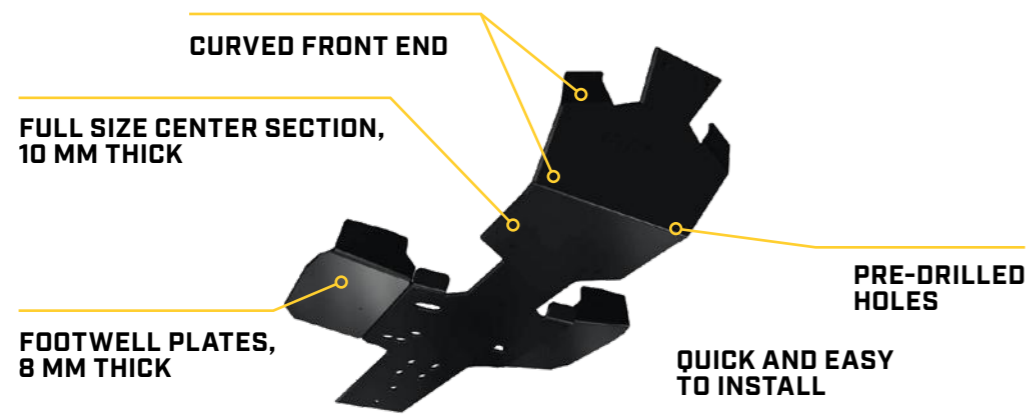
PLASTIC SKID PLATES



715003046

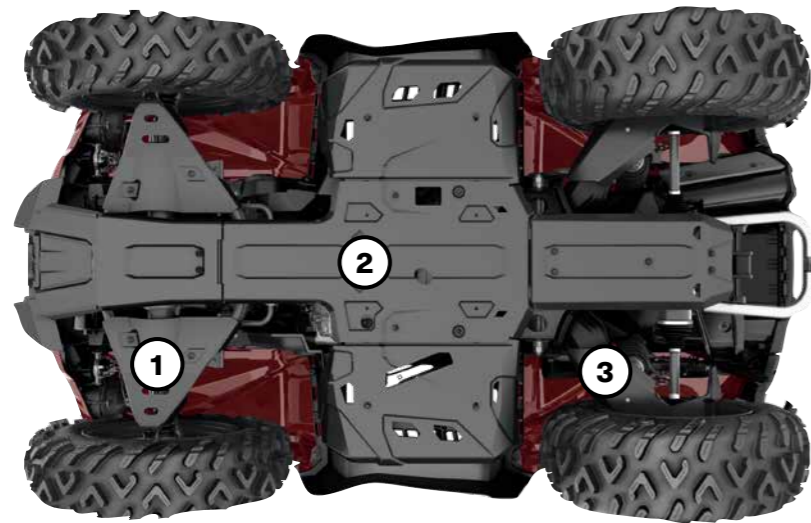
Our Plastic Plates glide smoothly and silently over obstacles, offering great protection in rough terrain. Made of abrasion-resistant thermoformed High Molecular Weight Polyethylene (HMWPE).

• Lighter than aluminum.



Offer your Outlander & Renegade the full protection kit or get them individually	OUTLANDER	OUTLANDER MAX	OUTLANDER 6X6	G2, G2S	G2L	G2L MAX
INDIVIDUAL PLASTIC SKID PLATES						
① A-ARM PROTECTORS G2	715002924	715002924	715002924	715002924	—	—
② TRAILING ARM PROTECTORS G2	715002925	—	715002925	715002925	—	—
③ PLASTIC SKID PLATE G2	715006019	715006020	715005290 715005320 (MAX)	—	715006115	715006116

HMWPE SKID PLATES



Our Plastic Plates glide smoothly and silently over obstacles, offering great protection in rough terrain. Made of ¼" (6 mm) thick abrasion-resistant thermoformed High Molecular Weight Polyethylene (HMWPE).

- Lighter than aluminum.
- Superior stress crack resistance.
- High impact strength.

OUTLANDER, RENEGADE									
		G2				G2L		G2S	
		2016 & PRIOR		2017-2018		2019 & UP		2017-2018 MODELS	2019 & UP
		Except MAX & X mr 1000R models	MAX & X mr 1000R models only	Except Max & X mr 1000R models	MAX & X mr 1000R models only	Except MAX & X mr 1000R models	MAX & X mr 1000R models only	Except MAX models	MAX models only

HMWPE SKID PLATE PROTECTION KIT

715004214	715004215	715004209	715004210	715004806	715004807	715004211	715004212	715004213	715004809
-----------	-----------	-----------	-----------	-----------	-----------	-----------	-----------	-----------	-----------

INDIVIDUAL HMWPE SKID PLATES

① A-Arm Protectors	715002924	715002924	715002924	715002924	715004822	715004822	715002924	715002924	715002924	715004822
② Underbelly Plates <small>Footwell portion not compatible with Renegade X mr</small>	715002926	715002927	715002926	715002927	715002926	715002927	715002928	715002929	715002974	715002974
③ Trailing Arm Protectors	715002925	715002925	715003466	715003466	715004823	715004823	715003466 (2015 to 2020 models only)	715003466 (2015 to 2020 models only)	715003466	715004823

ALUMINUM SKID PLATES



For ultimate durability and strength, all our Aluminum Skid Plates are made with ¼" (4.5 mm) thick High Strength 5052 H32 Aluminum.

- Ultimate durability.
- High strength.

OUTLANDER							
		G2				G2L	
		2016 & PRIOR		2017-2018		2019 & UP	
		Except MAX & X mr 1000R models	MAX & X mr 1000R models only	Except MAX & X mr 1000R models	MAX & X mr 1000R models only	Except MAX & X mr 1000R models	MAX & X mr 1000R models only

ALUMINUM SKID PLATE PROTECTION KIT

715002137	715002138	715004197	715004198	715004804	715004805	715004199	715004200
-----------	-----------	-----------	-----------	-----------	-----------	-----------	-----------

INDIVIDUAL ALUMINUM SKID PLATES

① A-Arm Protectors	715001667	715001667	715001667	715001667	715004820	715004820	715001667	715001667
② Front Skid Plate	715000926	715000926	715000926	715000926	715000926	715000926	715001906	715001906
③ Central Skid Plate	715002078	715002078	715002078	715002078	715002078	715002078	715002078	715002078
④ Footwell Protector Plates	715000922	715000922	715000922	715000922	715000922	715000922	715000922	715000922
⑤ Trailing Arm Protectors	—	—	715003741	715003741	715004821	715004821	715003741 (2015 to 2020 models only)	715003741 (2015 to 2020 models only)
⑥ Rear Differential Protectors	715000920	715000920	715000920	715000920	715000920	715000920	715000920	715000920
⑦ Rear Skid Plate	715002028	715002029	715002028	715002029	715002028	715002029	715002028	715002029

ALUMINUM SKID PLATES

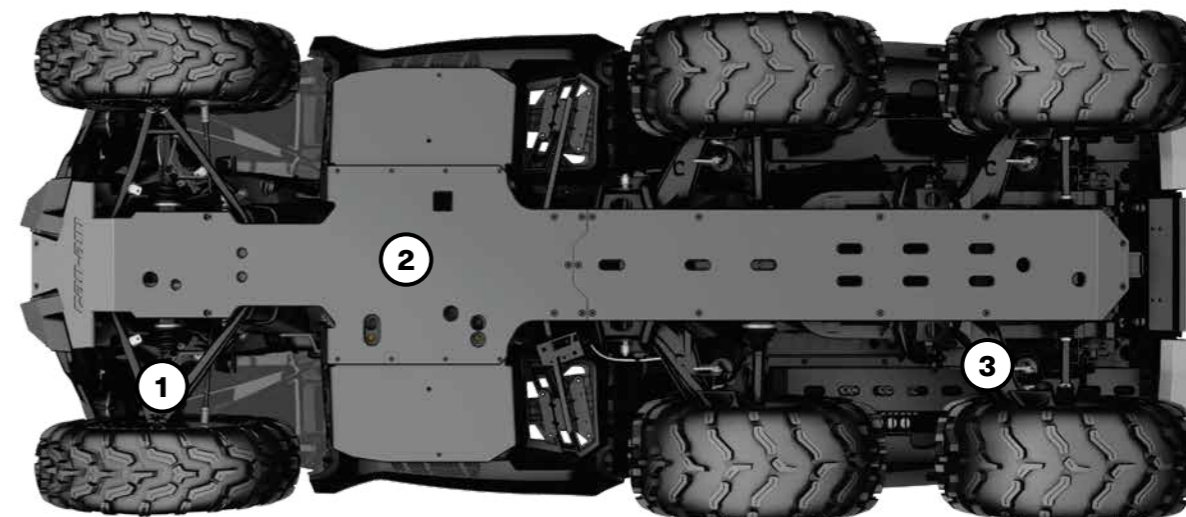


For ultimate durability and strength, all our Aluminum Skid Plates are made with 3/16" (4.5 mm) thick High Strength 5052 H32 Aluminum.

- Ultimate durability.
- High strength.

	RENEGADE G2S		
	2016 & PRIOR	2017-2018	2019 & UP
ALUMINUM SKID PLATE PROTECTION KIT			
<i>Not compatible on X mr models</i>	715002139	715004201	715004808
INDIVIDUAL ALUMINUM SKID PLATES			
② A-Arm Protectors	715001667	715001667	715004820
② Front Skid Plate	715000925	715000925	715000925
③ Central Skid Plate	715002078	715002078	715002078
④ Footwell Protector Plates <i>Not compatible on X mr models</i>	715001359	715001359	715001359
⑤ Trailing Arm Protectors		715003741	715004821
⑥ Rear Differential Protectors	715000920	715000920	715000920
⑦ Rear Skid Plate	715002028	715002028	715002028

HMWPE & ALUMINUM SKID PLATES










Our Plastic and Aluminum Plates glide smoothly and silently over obstacles, offering great protection in rough terrain.







HMWPE
Made of 1/4" (6 mm) thick abrasion resistant thermoformed High Molecular Weight Polyethylene (HMWPE).
• Lighter than aluminum.
• Superior stress crack resistance.
• High impact strength.

ALUMINUM
Made with High Strength 3/16" (4.5 mm) thick 5052 H32 Aluminum.
• Ultimate durability.
• High strength.

	OUTLANDER 6X6			
	2016 & PRIOR	2017 - 2018	2019 & UP	ANY YEAR
INDIVIDUAL HMWPE SKID PLATES				
① HMWPE A-Arm Protectors	715002924	715002924	715004822	715002924
② HDPE Full Underbelly Skid Plate	715005290 (Except MAX)	715005290	715005290 (Except MAX)	715005259 (MAX Only)
	715005320 (MAX Only)	715005320	715005320 (MAX Only)	
③ HMWPE Trailing Arm Protectors	715002925	715003466	715004823	715003466 (2020 models & prior only)
INDIVIDUAL ALUMINUM SKID PLATES				
① Aluminum A-Arm Protectors	715001667	715001667	715004820	715001667
② Aluminum Full Underbelly Skid Plate				
③ Aluminum Trailing Arm Protectors		715003741	715004821	715003741 (2015 to 2020 models only)

BUMPERS & GUARDS

BUMPERS		
Expedition Front Bumper	G2, G2L (except X mr models)	715007233
	<ul style="list-style-type: none"> Made of 1.5" profiled steel tubes for complete protection of the vehicle's front. Protects and doesn't obstruct the vehicle's headlights. Integrated mounting spots for lights. Inside and outside anticorrosion coating with a durable powder coat finish. 	
Expedition Rear Bumper	G2, G2L (except X mr models)	715007234
	<ul style="list-style-type: none"> Made of 1.5" profiled steel tubes for complete protection of the vehicle's rear. Protects and doesn't obstruct the vehicle's taillights. Inside and outside anticorrosion coating with a durable powder coat finish. G2 base and DPS rear bumper installation requires 705008164 and 705008165. 	
XT Front Bumper	G2	715004837
	<ul style="list-style-type: none"> Provide additional protection against obstacles. Tough and durable, can be added on base Outlander model to convert vehicle into XT model. Standard on XT, XT-P, Mossy Oak and Limited models. Large tube construction with textured black finish and metal corners. 	
XT Rear Bumper	G2	715004920
	<ul style="list-style-type: none"> Provide additional protection against obstacles. Tough and durable, can be added on base Outlander model to convert vehicle into XT model. Standard on XT, XT-P, Mossy Oak and Limited models. Large tube construction with textured black finish and metal corners. 	
XT Front Bumper	G2L	715001910
	<ul style="list-style-type: none"> Winch compatible. Large tube construction. Protects vehicle against obstacles. Standard on XT models. 	
XT Rear Bumper	G2L	715001911
	<ul style="list-style-type: none"> Large tube construction. Protects vehicle against obstacles. Standard on XT models. 	
Extreme Front Bumper	G2 G2L	715001286* 715004279
	<ul style="list-style-type: none"> Ultra-sturdy build. Enhances front-vehicle protection. Compatible with XT Front Bumper. Fits the Apache™ 360 Track System (when side panels are removed). Not compliant with T-category models. <p><i>*Not compatible with Front Hitch.</i></p>	

Complete Rancher Protection Kit	G2, G2L (except X mr & 6x6 models)	715003463
	<ul style="list-style-type: none"> These heavy-duty bumpers and fender guards are designed to pull double duty: protect your ATV and anything it comes in contact with, while also enhancing the look of your ATV. Made tough and designed to deliver a rugged appearance, together they offer front, rear and full side protection for farmer, rancher and forestry applications. Requires Body Side Protector Extensions (715003460) for installation on MAX models. This kit includes: <ul style="list-style-type: none"> Rancher Front Bumper (715003461). Rancher Rear Bumper (715003462). Body Side Protector (715003459). <p>Not compliant with T-category models.</p>	
Rancher Front Bumper	G2, G2L (except X mr models)	715003461
	<ul style="list-style-type: none"> The low front end protection and plates allow you to use your ATV within cattle herds and guard the safety of both the vehicle and the animals. The flat front portion facilitates gently prodding cattle or pushing light objects, e.g. closing a fence. The full frontage coverage extends to provide an extra layer of defense to your headlights and radiator. Inside and outside anti-corrosion coating with durable powder coat finish. Not compatible with track systems, plows and front hitch. Not compliant with T-category models. 	
Rancher Rear Bumper	G2, G2L (except 6x6 models)	715003462
	<ul style="list-style-type: none"> Ideal for using your ATV within cattle herds and guarding the safety of both the vehicle and the animals. Coverage extends to provide an extra layer of defense to your tail lights. Inside and outside anti-corrosion coating with durable powder coat finish. Not compatible with track systems. Not compliant with T-category models. <p>Not compliant with T-category models.</p>	
Renegade Extreme Front Bumper	G2S	715002469
	<ul style="list-style-type: none"> Enhanced vehicle front protection. Required as a mounting point for Radiator Relocator (715001929). 	
GUARDS		
Body Side Protector	G2, G2L, with Rancher bumpers (except X mr & 6x6 models) G2 with XT bumpers (except 6x6 models) G2L with XT bumpers (except X mr & 6x6 models)	715003459 715004940* 715003614
	<ul style="list-style-type: none"> The heavy-duty fender guard designed to pull double duty, protecting your ATV and also enhancing the look of your ATV. Made tough and designed to deliver a rugged appearance, this fender guard offers full side protection for farmer, rancher and forestry applications. Built of durably bold 1.25" (3 cm) diameter steel-tube construction, with inside and outside anti-corrosion coating with durable powder coat finish. Not compatible with Self Clearing Footwell. XT Front and Rear Bumpers or Rancher Front and Rear Bumpers are required for installation. Requires Body Side Protector Extensions (715003460) for installation on MAX models. <p><i>*Not compatible with Front and Rear Rancher bumpers.</i></p>	
Body Side Protector Extensions <i>(Not illustrated)</i>	G2, G2L (MAX models only)	715003460
	<ul style="list-style-type: none"> This specially designed extension for the Body Side Protector is made specifically to fit and seamlessly integrate into the look of Outlander MAX models. 	
Mud Flaps	G2 (with stock fender flares)	715007089
	<ul style="list-style-type: none"> Keeps mud, snow and debris out of cargo area and protects trailer and vehicles behind you. Adds aesthetic appearance to your vehicle. Requires stock fender flare. Sold in pairs. 	

Fender Flares	G2 2012-2018 (except with 30" tires) (except 6x6 models)	715001764*
	G2 2019 & up (with 30" tires) (except 6x6 models)	715004250**
	G2L	715001909***
	G2L European vehicles only 2015 & up	715004487



- Kit designed to deliver extra protection from dirt and debris, therefore a must if you enjoy riding in the mud.
- Made of injected plastic that hugs your vehicle fenders perfectly.
- Gives vehicle added flair for that rugged cool look.
- Includes front and rear extensions and all mounting hardware.

*Comes stock on G2 models 2019 & up (except X mr models).

**Standard on G2 X mr 1000R.

***Not compatible with European vehicles.

Fender Flare Extensions	G2 (except 6x6 models)	715005111*
	G2L	715003615**



- Block terrain debris from kicking up onto you as you ride or damaging your vehicle thanks to these extra-large Fender Flare Extensions, which also include mud flaps for added protection from mud/snow, especially when riding with track kits.
- Made of High Molecular Weight Polyethylene (HMWPE) for advanced abrasion resistance.
- Include front and rear extensions.

*Must be used with Fender Flare for G2 (715001764).

**Must be used with Fender Flare for G2L (715001909).

Fender Flares	G2S (except X mr models)	705012695
----------------------	--------------------------	------------------



- Integrated extended Fender Flares for sporty look and full body protection from dirt and water.
- Include front and rear extensions and all mounting hardware.

Flatbed Protection Tubes	G2 (6x6 models only)	715002030
---------------------------------	----------------------	------------------



- Bolt-on bumpers for the sides of the 6x6 flatbed.
- Protect the exterior plastic components of the flatbed from rocks, trees and other obstacles when traversing enclosed areas or loading cargo onto the bed.

Flatbed Protection Tubes	G2L (6x6 models only)	715005266
---------------------------------	-----------------------	------------------



- Bolt-on bumpers for the sides of the 6x6 flatbed.
- Protect the exterior plastic components of the flatbed from rocks, trees and other obstacles when traversing enclosed areas or loading cargo onto the bed.

LIGHTS & ELECTRICAL

Heated Grips & Thumb Throttle Combo



G2, G2L, G2S (except 2020 & up models equipped with 850 engine and 2019 & up models with 1000R engine, T Category models)

G2, G2L, G2S (2020 & up models equipped with 850 engine and 2019 & up models with 1000R engine, T Category models)

715003250
Not compatible with Intelligent Throttle Control (ITC)

715008739*
Compatible with Intelligent Throttle Control (ITC)

- LED dimmer facilitates reading temperature settings.
- 4 temperature settings with individual controls for thumb and grips.
- Returns to previous heat setting.
- One-touch shutdown.
- Wiring Cable is required for installation on G2L models only.

*Relocation bracket (715007619) required for installation on T-category models and G2L XU (INTL models).

Wiring Cable

(Not illustrated)

G2L

710004567

- Required for installation of Heated Hand Grips & Throttle Combo.

Heated Visor Outlet

G2, G2L

715001246



- Strategically positioned on vehicle to maintain your agility.
- Optional visor outlet that delivers fog-free riding.
- Quick and easy installation.
- Sold individually.
- Heated Visor not included.

Heated Passenger Grips & Visor Outlet

G2, G2L (MAX models only)

715001926



- Replace your stock passenger handles.
- Dual temperature switch integrated into seat arm for 3-zone heated handles and grips.
- Heated visor outlet integrated into seat arm.

USB Power Outlet Kit

G2, G2L, G2S

219400510



- Recharges your electronic devices while riding* (smartphone, MP3, heating gear, etc.).
- Dual port USB connectors.
- The power outlet is not capable of recharging all device types while riding.

Seat Heater

G2, G2S, G2L

715007211



- 25 W seat heater delivers chill-free riding comfort.
- One temperature only.
- Heated pad and electrical harness only.
- Durable seat cover (715007212) is required for the installation.

Engine heater

605154278

715002043

- Outlander 500 / 570 / 650 / 800 (G1/G2)
- Outlander 1000 (G2)

Electronic Device Holder	G2, G2L (except 6x6 & X mr models)	715004919
---------------------------------	------------------------------------	------------------



- Robust injected-polypropylene construction allows for the right fit and easy installation.
- Adjustable unit safely holds smartphones or small tablets with a length or width measuring between 2.9" (7.5 cm) and 5.1" (13.0 cm) with or without protective case.
- Integrated storage (0.6 gal / 2.1 L).
- Guiding wire grooves to pass charging cable through the lid.
- Possibility of relocating 12V power outlet or installing USB outlet in storage compartment (USB power outlet sold separately).
- Not compatible with windshields and Snorkel Kit.

3.5" (9 cm) LED Lights (2 X 14W) LED Driving Lights	G2, G2L	715003666
--	---------	------------------



- 14W LED lights producing 1,260 lumens each.
- Equipped with 6 high power LEDs in a heavy-duty die cast aluminum housing.
- Features 2 attachment points — if one attachment point fails due to a collision, rotate to the next channel point and re-mount the light.
- Sold in pairs.
- EC compliant.
- Spot lens for a narrow and long light beam spread, ideal when driving at higher speeds.
- Expedition Front Bumper (715007233) and Light Power Cable (715007275) required for installation.

3.5" (9 cm) LED Lights (2 X 14W) LED Flood Lights	G2, G2L	715003665
--	---------	------------------



- 14W LED lights producing 1,260 lumens each.
- Equipped with 6 high power LEDs in a heavy-duty die cast aluminum housing.
- Features 2 attachment points — if one attachment point fails due to a collision, rotate to the next channel point and re-mount the light.
- Sold in pairs.
- EC compliant.
- Flood lens for a wide light beam spread, ideal for working applications like plowing or for cornering, dusty or foggy riding conditions.
- Expedition Front Bumper (715007233) and Light Power Cable (715007275) required for installation.

10" (25 cm) Double Stacked LED Light Bar (60 Watts)	G2, G2L	715002933
--	---------	------------------



- Equipped with 12 5W Cree LEDs.
- 5,400 lumens.
- Rugged and waterproof.
- Packs a big punch for its size.
- EC compliant.
- Expedition Front Bumper (715007233) and Light Power Cable (715007275) required for installation.

Light Power Cable <i>(Not illustrated)</i>	G2, G2L	715007275
--	---------	------------------

- Required for installation of the 10" (25 cm), 15" (38 cm) single and double stacked LED light bars, and the 4" (10 cm) round LED lights.

Bluetooth Handlebar Soundbar by Mtx	G2, G2L, G2S	219400840
--	--------------	------------------



- Bluetooth speaker with the unbeatable convenience of fingertip control.
 - Rugged IP66-rated weather-resistant speaker designed for outdoor use.
 - Driven by 150 watts of quality audio power.
 - Seamless integration and operation from Bluetooth enabled devices.
 - Includes input, ground and ignition wires, plus auxiliary port and 3.5" (8.89 cm) connector cable.
 - Not compatible with XT Handlebar Protector Kit.
 - EC compliant.
- Note: We recommend you use 320 Kbps MP3 - 192-256 Kbps AAC or AIFF, WAV formats to match the potential of the speaker. More compressed formats will probably have degraded sound quality.*

Multi Position Light Mount Kit	G2, G2L, G2S	715004274
---------------------------------------	--------------	------------------



- Multi-position plastic clamps that fit on various tubing sizes: 0.75" to 1.5" (19 mm to 38 mm).
- Required for the installation of the 2" (5 cm) Square LED Lights (2 x 10W).
- Kit includes tube clamp mounts and power cables.

Baja Designs High Beam Kit	G2	715004284
-----------------------------------	----	------------------



- Thanks to their direct bolt-on and plug-and-play installation right into the original high beam location, upgrading from your stock high beam lights to these powerful Baja Designs Squadron Pro LED Lights becomes child's play.
- Each spot is equipped with 4 Cree LEDs producing 4,900 lumens at 40 watts.
- Driving/Combo light pattern for smooth blend of light for both near field applications and distance.
- Not EC compliant

2" (5 cm) Square LED Lights (2 X 10 Watts)	G2, G2L, G2S	715004293
---	--------------	------------------



- 2 x 900 lumens 10W LED Cree light kit.
- Long-range illumination up to 350' (107 m), drawing less than 1 amp per light.
- Multi-Position Light Mount Kit is required for installation.
- Not EC compliant.

Auxiliary Windshield Lighting	Deluxe Fairing	715003115
--------------------------------------	----------------	------------------



- 2 premium LED spots for Deluxe Fairing for both increased output and directional lighting.
- 1,800 lumens.
- 2 x 10W LED Cree light kit.
- Long-range illumination up to 350' (107 m), drawing less than 1 amp per light.

RAM[®] LED Spotlight	G2, G2L, G2S	710005423
--------------------------------------	--------------	------------------



- 540 lumens LED light (9W) heavy-duty spotlight standard-equipped with 1" (2.5 cm) diameter rubber-coated double ball and socket system.
- Not EC compliant.

Center Console Day Light	G2S (except X mr)	715000691
---------------------------------	-------------------	------------------



- Mountable on top end of center console.
- Enhances look of vehicle.

Battery Charger/Maintainer	715005061
-----------------------------------	------------------



- Keeps stored lead-acid batteries charged.
- Charges and maintains small batteries.
- Microprocessor controlled multi-stage charging for added precision, safety and battery life.
- Automatically detects 6- or 12-volt batteries.
- Reverse hook-up protection helps protect battery and charger from damage.
- Auto-voltage detection.
- Press the display button to show the charge progress.
- Content: 3 amp battery charger, clamp adapter, DC adapter, 24" (61 cm) fused ring leads harness with weather cap, owner's manual.
- US plug (110V).
- Not sold in Europe.

Jump Starter	715005062
---------------------	------------------



- IPX3 water-resistant and enclosed output ports.
- 4 LED battery indicators for easy read on battery charge level.
- Compact design, will conveniently fit in your backpack, glove box or any other storage compartment.
- 2.4A + 1A/5V USB ports for fast charging of all USB devices.
- Smart cable provides protection against reverse polarity, short circuit, low voltage, high temperature and reverse charging.
- Built-in LED light (3 modes).
- Content: 300CA jump starter, SA858 smart cable clamp, MC-USB to USB charging cable, travel bag, user manual.
- Not sold in Europe.

C-TEK charger	860200997
----------------------	------------------



- CTEK, the manufacturer of the smartest battery chargers in the world, has produced a BRP specific charger for all BRP products.
- Charger is built to meet the demanding arctic conditions.
- Ask your dealer for more information.

Quick Connect Battery Cable 715005408



- Quickly and easily connect and charge different items with your charger.
- Included in the Battery Charger/Maintainer (715005061).
- Sold individually.
- Not sold in Europe.

Quick Connect Cable with Battery Indicator 715006055



- Quickly and easily connect and charge different batteries with your charger.
- 3-color LED indicator provides constant battery health indication.
- Sold individually.
- Not sold in Europe.

Garmin[†] Montana[†] 680t GPS G2, G2L, G2S 715002830 US
715003456* • European Version



- Rugged and waterproof, the Montana 680T is element-proof.
- 4" (10.2 cm) dual-orientation, sunlight-readable touchscreen and glove-friendly touchscreen display, to give you vivid colors and high-resolution images.
- 8-megapixel autofocus camera automatically geotags photos.
- Tracks both GPS and GLONASS satellites for improved positioning and typically faster fixes.
- Preloaded TOPO maps, plus 1-year BirdsEye Satellite Imagery subscription.
- 3-axis compass with barometric altimeter.
- Specific GPS cradle included (vehicle mounting kit required).
- Includes a preloaded map for US.

**EC compliant.
Includes preloaded European recreation maps.

GPS RAM[†] Mount for Handlebar G2, G2L, G2S 715001985



- Convenient bracket for installing the Garmin Montana GPS (not included) onto your unit's handlebar.

Digitally Encoded Security System (D.E.S.S.) Green Key G2, G2S (2018 & up) 710005232



- Anti-theft technology, Digitally Encoded Security System (D.E.S.S.) key snaps on easily on the vehicle and provides riders easy and quick starts every time.
- The key communicates with the vehicle wirelessly so the vehicle starts only when the key code matches the vehicle, for ultimate peace of mind.
- The Programmable D.E.S.S. Key can also be programmed to 3 modes:
 - Work mode: Limits vehicle speed to 40 kph (25 mph) but does not limit engine torque.
 - Normal mode: Limits vehicle speed to 70 kph (44 mph) and 50% torque reduction.
 - Performance mode: No restrictions.

WINCHES

CAN-AM HD WINCHES

Can-Am HD 2500 Winch G2, G2L 715006414
G2, G2L (T-category 2022 models only) and G2L XU (INTL 2022 model only). 715008140



- Heavy-duty four-way roller fairlead.
- Ergonomic clutch handle.
- Rugged all-steel gears and bushings provide more torque and longer life.
- Automatic 100% load-holding brake.
- Sealed solenoid for all-weather protection.
- Wired Remote Control sold separately.
- Plug-and-play wiring and attachment brackets.
- Weather-sealed handlebar-mounted switch.
- Pulling strength capability of 2,500 lb (1,134 kg).
- 50 ft. of 3/16" (15.2 m of 4.8 mm) wire steel cable.
- EC-compliant.
- Wire harness (715002453) required for G2L.

Can-Am HD 3500 Winch G2, G2L 715006415
G2, G2L (T-category 2022 models only) and G2L XU (INTL 2022 model only) 715008137



- Heavy-duty four-way roller fairlead.
- Ergonomic clutch handle.
- Rugged all-steel gears and bushings provide more torque and longer life.
- Automatic 100% load-holding brake.
- Sealed solenoid for all-weather protection.
- Wired Remote Control sold separately.
- Plug-and-play wiring and attachment brackets.
- Weather-sealed handlebar-mounted switch.
- Pulling strength capability of 3,500 lb (1,588 kg).
- 50 ft. of 3/16" (15.2 m of 4.8 mm) wire steel cable.
- EC-compliant.
- Wire harness (715002453) required for G2L.

WARN[®] VRX WINCHES

WARN VRX 25 Winch G2, G2L, G2S 715006107
G2, G2L, G2S (T-category 2022 models only) and G2L XU (INTL 2022 model only). 715008141



- Extreme IP68-rated waterproof sealing keeps the elements out.
- Durable all-metal construction.
- Black powder-coated finish and stainless-steel fasteners for corrosion resistance.
- Robust new clutch design based on 70+ years of WARN 4WD hub lock know-how.
- Handlebar-mounted rocker control.
- Load-holding brake for great control.
- Smooth and reliable all-metal three-stage planetary gear train.
- Limited lifetime warranty (mechanical), 3-year warranty (electrical).
- Pulling strength capability of 2,500 lb (1,134 kg).
- 50 ft. of 3/16" (15 m of 4.8 mm) wire steel cable.
- Roller fairlead.
- Wire harness (715002453) required for installation.
- Winch mounting plate is required for G2S.
- EC-compliant.

WARN VRX 35 Winch G2, G2L, G2S 715006108
G2, G2L, G2S (T-category 2022 models only) and G2L XU (INTL 2022 model only). 715008138



- Extreme IP68-rated waterproof sealing keeps the elements out.
- Durable all-metal construction.
- Black powder-coated finish and stainless-steel fasteners for corrosion resistance.
- Robust new clutch design based on 70+ years of WARN 4WD hub lock know-how.
- Handlebar-mounted rocker control.
- Load-holding brake for great control.
- Smooth and reliable all-metal three-stage planetary gear train.
- Limited lifetime warranty (mechanical), 3-year warranty (electrical).
- Pulling strength capability of 3,500 lb (1,361 kg).
- 50 ft. of 7/32" (15 m of 5.5 mm) wire steel cable.
- Roller fairlead.
- Wire harness (715002453) required for installation.
- Winch mounting plate is required for G2S.
- EC-compliant.

WARN VRX 35-S Winch G2, G2L, G2S 715006109
G2, G2L, G2S (T-category 2022 models only) and G2L XU (INTL 2022 model only). 715008139



- Extreme IP68-rated waterproof sealing keeps the elements out.
- Durable all-metal construction.
- Black powder-coated finish and stainless-steel fasteners for corrosion resistance.
- Robust new clutch design based on 70+ years of WARN 4WD hub lock know-how.
- Handlebar-mounted rocker control.
- Load-holding brake for great control.
- Smooth and reliable all-metal three-stage planetary gear train.
- Limited lifetime warranty (mechanical), 3-year warranty (electrical).
- Pulling strength capability of 3,500 lb (1,361 kg).
- 50 ft. of 3/16" (15 m of 4.8 mm) synthetic rope.
- Cast aluminum fairlead.
- Wire harness (715002453) required for installation.
- Winch mounting plate is required for G2S.
- EC-compliant.

Can-Am HD 2500 Winch G2 (except 6x6 models) 715007100
G2 (6x6 models only) 715006503
G2L (6x6 models only) 715007099



- Heavy-duty four-way roller fairlead.
- Ergonomic clutch handle.
- Rugged all-steel gears and bushings provide more torque and longer life.
- Automatic 100% load-holding brake.
- Sealed solenoid for all-weather protection.
- Wired Remote Control sold separately.
- Plug-and-play wiring and attachment brackets.
- Weather-sealed handlebar-mounted switch.
- Pulling strength capability of 2,500 lb (1,134 kg).
- 50 ft. of 3/16" (15.2 m of 4.8 mm) wire steel cable.
- EC-compliant.
- Wire harness (715002453) required for G2L.

Rear winch kit



- The remote-controlled rear winch is a godsend when you want to pull yourself out of a tough spot or move heavy loads.
- Includes a fully-sealed Warn winch and all wiring and hardware needed for an easy and quick installation.
- Pulling strength capability of 3,000 lb (1,361 kg).
- 50 ft. of 7/32" (15.2 m of 5.5 mm) wire steel cable.

WINCHES ACCESSORIES

Wireless Remote Control	WARN Winches	715002542
--------------------------------	--------------	------------------



- The system is quick and easy to install, thanks to a wiring harness with an integrated antenna and all necessary mounting hardware.
- The system allows you to operate your winch from anywhere within a 50' (15.2 m) radius, increasing your recovery options.
- All components are weatherproof.

Wired Remote Control	Can-Am WARN Winches 2020 & prior	715006378
	Can-Am HD Winches 2021 & prior (715006414 & 715006415)	715006555
	Can-Am HD Winches 2021 & up (715008140 & 715008141)	715008121



- This kit allows winch owners to add the hand-held remote to their winch.
- This kit allows winch owners to add the handheld remote to vehicles with a stock winch.
- Works in conjunction with the mini-rocker switch.
- Wired Remote & Remote Socket included.
- EC-compliant.

Winch Accessories Kit	715002409
------------------------------	------------------



- Get the most out of your winch.
- Double your pulling power, change your pulling direction and keep your winch in proper working order.
- Includes tree straps, snatch block, shackle and winching gloves.

WARN Hawse Fairlead	WARN Winches	715007698
----------------------------	--------------	------------------



- Double powder-coated construction.
- Required to use the Synthetic Winch.
- Cable (715004254) on WARN winches.
- To be used with synthetic winch cables only.

Roller Fairlead	WARN Winches	715007699
	Can-Am HD Winch	710007459



- Features top, bottom and side rollers for less cable wear and smoother operation from any direction for easier winching.

Hook with Safety Latch & Strap Kit	Can-Am HD Winches	705014949
---	-------------------	------------------



- Heavy-duty winch-rope hook with stainless steel snap.
- Includes a nylon safety strap.

Replacement Wire Rope – Can-Am HD	705014983
	705014984



- Play it safe, always carry a replacement wire rope.
- 2,500 lb (1,134 kg) pulling strength with 50 ft of 3/16" (15.2 m of 4.8 mm) wire rope for 705014983.
- 3,500 lb (1,588 kg) pulling strength with 50 ft of 7/32" (15.2 m of 5.5 mm) wire rope for 705014984.

Replacement Wire Rope – ATV WARN Winches	715006256
---	------------------



- Play it safe, always carry a replacement wire rope.
- 3,500 lb (1,588 kg) pulling strength.
- 50 ft. of 7/32" (15.2 m of 5.5 mm) aircraft grade steel wire.

Synthetic Winch Cable	ATV WARN Winches	715004254
------------------------------	------------------	------------------



- Easier to manipulate than steel cable.
- Replaces the original cable on any factory installed WARN winch or sold as an accessory by BRP.
- Kit includes synthetic rope and rock guard sleeve.
- Always use with the new Hawse Fairlead (715007698).
- 50 ft. (15.2 m) of 3/16" (15.2 m of 4.8 mm) synthetic rope.
- 3,500 lb (1,588 kg) pulling strength.

Winch Mounting Plate	G2S	715000927
-----------------------------	-----	------------------



- Adds functionality to your Renegade.
- Fits Can-Am winches by WARN.

Winch Wire Harness <i>(Not illustrated)</i>	G2 2021, G2S 2021, G2L 2020 & prior	715002453
---	--	------------------

- Required plug-and-go wiring to install WARN winch only.
- Not required for Can-Am HD winches.

Hardware Adapter Kit <i>(Not illustrated)</i>	Deluxe Fairing	715003477
---	----------------	------------------

- Required to install WARN Winch Kit (715008137, 715008138, 715008139) on 2016 and up models.
- Required to install Can-Am HD 2500 Winch (715008140) and Can-Am HD 3500 Winch (715008141) on G2L 2017 and up models.



MULTITRAILER

Multitrailer


619590024

- Bogie wheels updated to be more silent than before and now equipped with grease nipples.
- Product developed for heavy-duty use.
- 100% galvanized steel.
- Specifications: 12 mm polywood base, strong stand, movable attachment points (4 pc), tipping bed, removable sides and 4 pc timber holder.
- Underside of the bogie and frame designed to travel over stones and logs (no sharp edges).
- Bed length: 182 cm
- Bed width: 66 cm bottom / 95 cm top
- Bed height: 60 cm
- Weight: 200 kg with timber holders and sides




Timber Locking Spring	619600007
Timber Wall	619590026
Timber Sticks (2 Pcs)	619590025
Spare Wheel + Rim (Deestone) Standard From 7/2016	619590398

HITCHES

HITCHES





Rear Hitch	G2, G2L (except 6x6 models), G2S	715001925
	<ul style="list-style-type: none"> • E-coat finish. • Fixed hitch ball mounting bracket. • Provides fixed mounting point for trailer ball to provide vehicle with towing capabilities. • This hitch offers 1,300 lb (590 kg) of towing capacity. • Hitch ball not included. 	
Front coupling device	T3	705205025
	<ul style="list-style-type: none"> • Required for T3 models. 	

HITCHES ACCESSORIES

Rear Receiver Hitch	G2S 2012 with 800R or 1000 engines G2S 2013 & up, G2L & G2	715005186
	<ul style="list-style-type: none"> • E-coat finish. • Does not affect ground clearance. • Trailer ball not included. • On 4X4 use, this hitch offers 1,500 lb (680 kg) of towing capacity. • On 6x6 use, this hitch offers 1,654 lb (750 kg) of towing capacity. • Compliant with European T regulations. • Not compatible with G2L models with Rear Skid Plates. 	
Front Receiver Hitch	G2	715000921
	<ul style="list-style-type: none"> • Front receiver hitch for Outlander with or without a winch. • This hitch offers 1,300 lb (590 kg) of towing capacity. • Allows you to maneuver your trailer easily in tight, confined areas. • Hitch bar sold separately. • Not compatible with Extreme Front Bumper, Rancher Bumper and ProMount Plows. 	
Rubber Receiver Plug		705204503
	<ul style="list-style-type: none"> • Rubber cap for 2" (5 cm) hitch receiver. 	

PERFORMANCE

PERFORMANCE		
Renegade Snorkel Kit  <ul style="list-style-type: none"> • Comprehensive kit. • Extended air intakes and CVT exhaust. • CVT outlet integrates into pod cover. • Ideal for muddy conditions. 	G2S (2020 & prior)	715006000
	G2S (2021 & up)	715007083
Renegade Radiator Relocator Kit  <ul style="list-style-type: none"> • Relocates radiator to top mount position. • Prevents cooling performance loss in muddy conditions. • Uses existing radiator. • Includes support, hardware and hoses. • Engineered for easy cooling system bleeding and maintenance. • Radiator not included. • Renegade Extreme Front Bumper (715002469) required for installation (except X mr). 	G2S	715001929
Mud Strap  <ul style="list-style-type: none"> • Convenient sturdy grab-handle. • Lets drivers redistribute their weight for improved traction in demanding conditions. • Not compatible with XT Handlebar Protector Kit (703100352). 	G2, G2L, G2S	715003053
Radiator Protector  <ul style="list-style-type: none"> • Metal shield that mounts over radiator face, providing protection from stones and branches. 	G2, G2S (except G2S with 500 engine)	715001744
Outlander Snorkel Kit  <ul style="list-style-type: none"> • Comprehensive kit. • Extended air intakes and CVT exhaust. • CVT outlet integrates into pod cover. • Must be installed on a vehicle without XT Handlebar Protector Kit. • Ideal for muddy conditions. • Not compatible with windshields. 	G2 2015 & up, G2L (except X mr & 6x6 models)	715005999
	G2 (2012-2014 only)	715001730
Outlander Snorkel Kit  <ul style="list-style-type: none"> • Comprehensive kit. • Extended air intakes and CVT exhaust. • CVT outlet integrates into pod cover. • Must be installed on a vehicle without XT Handlebar Protector Kit. • Ideal for muddy conditions. • Not compatible with windshields. 	G2 (X mr models only), G2L (X mr models only)	715002518
		<ul style="list-style-type: none"> • Raised horn only. • Provides higher intake. • For best fit and finish, appropriate gauge support is required.

Outlander Radiator Relocator Kit  <ul style="list-style-type: none"> • Relocates radiator to top mount position. • Prevents cooling performance loss in muddy conditions. • Uses existing radiator. • Includes support, hardware and hoses. • Engineered for easy cooling system bleeding and maintenance. • Radiator not included. 	G2, G2L (except 6x6 models)	715001930
X mr Traction Plates  <ul style="list-style-type: none"> • Provide extra foot grip for driver when riding in extreme mud conditions. • Help driver maintain ideal riding position to maximize vehicle traction. • Made of aluminum. • Not meant for a passenger. 	G2 (MAX models only), G2L	715001752
Self-Clearing Footwells  <ul style="list-style-type: none"> • Made from aluminum. • Replace original footwells. • Feature large evacuation ports to avoid mud and snow accumulation in footwells. • Aggressive design for improved traction. • Not compatible with Body Side Protectors. • Sold in pairs. 	G2 2015 & up, G2L	715004759
Footpeg Kit  <ul style="list-style-type: none"> • Provides maximum integrated grip and more stability during vigorous riding. • Kick-up end generates added grip during hard cornering. • Made of aluminum. • Sold in pairs. 	G2, G2L	715001131

Foam Air Filter by Twinair† | G2, G2S, G2L | **715001333**



- Maximizes performance by increasing air flow throughout RPM range.
- Maintenance-friendly, i.e., just wash, re-oil and re-use after riding in severely dusty/muddy environments.

G2 2012-2018 (Base model, DPS, XT, X mr with 650 engine only & Limited - except 6x6) G2S (Base model with 500 & 570 engines only)	715003199 • Front
	715007203 • Front
G2L (Except Mossy Oak, PRO, 6x6 and X mr models)	
G2 2012-2018 (Base model, DPS, XT & X mr with 650 engine only - except 6x6) G2S (Base model with 500 & 570 engines only)	715003200 • Rear
	715005159 • Front & Rear
G2 2019 (Base, DPS & XT models - except 6x6)	

Heavy-Duty Springs



- Heavy-duty springs provide enhanced stiffness.
- Perfect for snow clearing and hauling heavy loads.
- Improves handling and helps prevent accidental overturns.
- Sold in pairs.
- Standard on Outlander Pro and Mossy Oak models.

Front Shock Covers | G2, G2L, G2S | **71500301**



- Feature ventilation holes.
- Offer added protection in rough terrain and weather conditions.
- Sold in pairs.

Front and Rear Heavy-Duty Shock kits | G2L (4x4 and 6x6 models) | **715007841**
G2L (4x4 and 6x6 models) | **715008136**

- Stiffer shocks than the standard ones, for Heavy-duty usage.
- Improved load capacity, ground clearance and comfort (front and rear).
- Sold in pairs.

Extreme Heavy-Duty rear spring set | **715001998** • Fitting into G2

- E.g. for use with Forest Pro Log Trailer.

YOSHIMURA

Yoshimura Slip-On Exhaust – Outlander | G2 (except 6x6 models) | **715005480**



- Made from 304-grade stainless steel.
- Better sounding, better looking and lighter than stock muffler.
- USDF/USDA approved spark arrester.
- NON EPA compliant (for racing application only).
- Not EC compliant.
- Fuel injection system tuning not required.
- Not compatible with CARB & T Category models 2018 and up.
- Not sold in Europe

Yoshimura Slip-On Exhaust – Renegade | G2S 2012 & up (except 570 engine and X mr models) | **715005481**



- Made from 304-grade stainless steel.
- Better sounding, better looking and lighter than stock muffler.
- USDF/USDA approved spark arrester.
- NON EPA compliant (for racing application only).
- Not EC compliant.
- Fuel injection system tuning not required.
- Not compatible with CARB & T Category models 2018 and up.
- Not sold in Europe

EMERGENCY ACCESSORIES

Emergency Kit | **715006102**



- Complete emergency kit provides all essential equipment and supplies to get out of most unfavorable situations powersport enthusiasts may find themselves in.
- Includes jumper cables, air compressor, tire-repair kit, first-aid kit, ratchet tie-down, duct tape, 3,300 lb (1,500 kg) tow strap, zip-ties and cloth rags.

COVERS, DECALS & ADD-ONS

G2 (except MAX models)	715001737
G2 (MAX and X mr 1000R models only)	715001736
G2L (except MAX models)	715002026
G2L (MAX models only)	715002025
G2S (except X mr models)	715000683

Trailer Covers



- Heavy-duty canvas made of UV-resistant solution-dyed polyester.
- Protect windshield and colored panels from abrasion.
- All high-abrasion areas are reinforced with a double canvas layer.
- Opening for fuel cap access.
- Weather-resistant trailering cover protects your vehicle during transportation.
- Quick and easy installation.
- Designed to perfectly fit your vehicle with or without Can-Am accessories.

G2, G2L, G2 X mr (except 1000), G2L X mr, G2S, G2S X mr	715001720
G2, G2L (MAX and Xmr 1000R models only)	715001668
G2 (6x6 models only)	715002492, 715005095 - Europe
G2 MAX (6x6 models only)	715004488
G2L (6x6 models only)	715005261
G2L MAX (6x6 models only)	715006024
G2, G2L (except MAX models)	■ 715001597 • Mossy Oak Break-Up Country Camo
G2 MAX, G2 X mr 1000, G2L MAX	■ 715001735 • Mossy Oak Break-Up Country Camo

Storage covers



- Weather-resistant storage covers.
- For vehicle storage only.
- UV-resistant solution-dyed polyester construction.
- Quick and easy installation.
- Designed to perfectly fit your vehicle with or without Can-Am accessories.

Flag | ■ **715000277** • Yellow



- Make sure everyone knows what you're riding.
- Perfect for the dunes and new riders.
- 8-ft. (2.4 m) length.
- Includes flag mount (715000127).

Flag Mount | **715000127**
(Not illustrated)

Bolt-On' Retractable Ratcheting Tie-Downs | **295101072**



- Perfect for transporting your powersport vehicle or securing loads.
- Mounts easily: Bolts on any flat surface (e.g., truck bed or frame).
- 1" x 6' (2.5 cm x 1.8 m) tie-down strap with heavy-duty stitching that delivers a 500 lb (226 kg) working load strength and 1,500 lb (680 kg) break strength.
- Convenient retractable push button automatically slackens, spools and stores away strap, while the ratchet mechanism tightens the strap snugly to secure your vehicle or load into place.
- Rubber ratcheting handle provides firm grip, and the hook is vinyl coated to protect whatever surface it hooks into.
- Sold in pairs.

Ratchet Tie-Downs | ■ **715008309** • Black/Grey



- 400 lb (181 kg) safe working load.
- 1" x 10' (2.5 cm x 3 m) strap with Can-Am, Sea-Doo, and Ski-Doo logos.
- Deluxe ratchet with rubber handle.
- Coated S hooks.
- Pack of 2.

Heavy-Duty Ratchet Tie-Down | 715008308



- 1,000 lb (454 kg) safe working load.
- 1.5" x 6' (38 mm x 1.8 m) strap with BRP brands.
- Deluxe ratchet with rubber handle.
- Black-coated clip hooks.
- 12" (300 mm) webbing included.
- Pack of two.

Shifter Lock | G2, G2L | 715007337



- Secure the vehicle's shifter by locking it in position.
- Prevents the vehicle from going into neutral without the lock key.

Lockable Gas Tank Cap | G2, G2L, G2S | 860200387
619590085 - Scandinavia



- Protects your fuel.
- Meets EPA requirements.

License Plate Bracket | G2L | 715002498
G2S | 715001401



- Provides specific area to install license plate.
- Mounts to rear of vehicle.

Decal | 704901483



- 6" x 12 3/4" (15 cm x 32 cm).

APACHE TRACK SYSTEMS

APACHE TRACK SYSTEMS

Apache Backcountry Track System | G2 (except 6x6 models), G2S, G2L | 715003042



- Designed to deliver the best flotation level and deep-snow performance on the market.
- Contact patch is 23% bigger than the Apache 360 LT.
- Impressive added ground clearance of 7" (18 cm), keeps the vehicle out of deep snow.
- Aggressive track design with 2" (5 cm) lug height for maximum traction on snow.
- Apache Backcountry Mounting Kit and engine and CVT air intake pre-filters are required.
- For winter use only.

Idler Wheel Kit | Apache Backcountry Track System (rear tracks only) | 860201230 • 141 mm



- Reduces drag and rolling resistance.
- Includes 2 wheels, brackets and hardware.
- Add up to 2 kits per rear track.
- Can extend slider life in hardened snow conditions.

Sliders with Vespel[†] Inserts | Apache Backcountry Track System | 503194815



- Use DuPont Vespel inserts for less friction.
- Longer life.
- Can be cut to desired length.
- 8 needed per vehicle.
- Sold individually.

Rail Ice Scratchers | Apache Backcountry Track System | 860201728



- Provide additional lubrication in hard and icy conditions.
- Rail mounted, small, light.
- Design expands on coil concept to allow reversing without damage.
- Easily stored when not in use.

APACHE 360 & 360 LT

Apache 360 Track System | G2 (except 6x6 models), G2L, G2S | 715006323



- Multifunctional tracks perfect for any Can-Am ATV.
- Average ground clearance of 16" (41 cm).
- 1" (2.5 cm) lugs in the front and 1.25" (3.2 cm) in the back.
- Apache 360 & 360 LT Mounting Kit and engine and CVT air intake pre-filters are required.


Apache 360 LT Track System | G2, G2L, G2S | 715005103



- Multifunctional tracks designed to support heavy loads and to fit on most Can-Am Off-Road vehicles.
- Front wheel height adjustment provides enhanced attack angle and better performance over rough terrain when raised or increased contact patch for improved flotation when lowered.
- Average ground clearance increase of 4.5" (11.4 cm).
- 1" (2.5 cm) lugs in the front and 1.25" (3.2 cm) in the back.
- Reliable heavy-duty build.
- EC compliant.
- Contact patch is 7 to 9% bigger than the Apache 360's.
- Apache 360 and 360 LT Mounting Kit, Track DPS.
- Module and engine and CVT air intake pre-filters are required.

APACHE 360 LT 6X6

Apache 360 LT (6x6) Track System	G2, G2L (6x6 only)	715005104
---	--------------------	------------------



- Multifunctional tracks designed to support heavy loads and to fit on most Can-Am Off-Road vehicles.
- Front wheel height adjustment provides enhanced attack angle and better performance over rough terrain when raised or increased contact patch for improved flotation when lowered.
- Average ground clearance increase of 4.5" (11.4 cm).
- 1" (2.5 cm) lugs in the front and 1.25" (3.2 cm) in the back.
- Apache 360 LT Mounting Kit, Track DPS Module and Engine & CVT Pre-Filter Kit are required.
- Reliable heavy-duty build.
- EC compliant.
- Exclusively for the Outlander 6x6.
- Recommended for use on snow only.

ATV TRACK SYSTEM FITTING GUIDE

TRACK KIT	VEHICLE	MOUNTING KIT	DPS MODULE (2021 & up)	Pre-Filter
Apache Backcountry 715003042	G2, G2S 2018 & prior & G2L	715004830	715007338	Air Intake Pre-Filter 715004729 + CVT Air Intake Pre-Filter 715003483 <i>Standard on G2 models and G2L PRO model</i>
	G2, G2S 2019 & up	715004796		
Apache 360 715006323	G2, G2S 2018 & prior & G2L	715007207		
	G2, G2S 2019 & up	715007206		
Apache 360 LT 715005103	G2, G2S 2018 & prior & G2L	715007207		
	G2, G2S 2019 & up	715007206		
Apache 360 LT 6x6 715005104	G2 2018 & prior, G2L (6x6 models)	715004991		
	G2 6x6 models 2019 & up	715005105		

APACHE ACCESSORIES

Apache Backcountry Mounting Kit <i>(Not illustrated)</i>	G2 2018 & prior, G2S 2018 & prior, G2L G2 2019, G2S 2019	715004830 715004796
--	---	--------------------------------------

- Required for installation of the Apache Backcountry Track System.
- DPS module and pre-filter are required and sold separately.


Track DPS Module <i>(Not illustrated)</i>	G2, G2L, G2S (models without Intelligent Throttle Control (iTC)) G2, G2L, G2S (models with Intelligent Throttle Control (iTC))	715005243 715007338
---	---	--------------------------------------

- An innovative DPS module that ensures speedometer accuracy and optimized steering assist, which make for perfect track control and riding ease.
- Required to install the Apache and Backcountry Track Systems.

Apache 360 & 360 LT Mounting Kit <i>(Not illustrated)</i>	G2 2018 & prior (except 6x6 models) G2S 2018 & prior, G2L	715007207
	G2 2019 & up (except 6x6 models), G2S 2019 & up	715007206
	G2 2018 & prior, G2L (6x6 models)	715004991
	G2 (6x6 models 2019 & up)	715005105

- Required to install Apache 360 & 360 LT Track Systems.
- DPS module and pre-filter not included.


Engine Air Intake Pre-Filter	G2, G2L, G2S	715004729
-------------------------------------	--------------	------------------



- Adds extra protection to your engine in harsh riding conditions.
- Filter blocks particles larger than 0.005" (0.13 mm).
- Necessary to maintain vehicle warranty when tracks are installed.


APACHE TRACK SYSTEM ACCESSORIES

Cvt Air Intake Pre-Filter		715003483
----------------------------------	--	------------------



- Adds extra protection to your engine in harsh riding conditions.
- Filter blocks particles larger than 0.007" (0.19 mm).
- Easy, tool-less installation.
- Necessary to maintain vehicle warranty when tracks are installed.
- Required to install the Apache and Backcountry Track Systems.
- Standard on Outlander 650, 650 X mr, 850, 1000, 1000R engines and G2L PRO.
- Not compatible with Snorkel kits

Self-Clearing Footwells	G2 2015 & up, G2L	715004759
--------------------------------	-------------------	------------------




- Made from aluminum.
- Replace original footwells.
- Feature large evacuation ports to avoid mud and snow accumulation in footwells.
- Aggressive design for improved traction.
- Not compatible with Body Side Protectors.
- Sold in pairs.

ProMount PLOWS


STEEL PLOWS

Can-Am ProMount Steel Plow Kits – 54" (137 cm) Blade	G2, G2L, G2S	<ul style="list-style-type: none"> ■ 715007753 • Black ■ 715008178 • Yellow
---	--------------	---




- These kits include:
 - Can-Am ProMount Steel Blade.
 - Push Frame with Quick-Attach System.
 - Mounting Plate.

Can-Am ProMount Steel Plow Kits – 60" (152 cm) Blade	G2, G2L, G2S	<ul style="list-style-type: none"> ■ 715007754 • Black ■ 715008179 • Yellow
---	--------------	---



- These kits include:
 - Can-Am ProMount Steel Blade.
 - Push Frame with Quick-Attach System.
 - Mounting Plate.

Can-Am ProMount Steel Plow Kits – 66" (168 cm) Blade	G2, G2L, G2S	<ul style="list-style-type: none"> ■ 715007755 • Black ■ 715008180 • Yellow
---	--------------	---



- These kits include:
 - Can-Am ProMount Steel Blade.
 - Push Frame with Quick-Attach System.
 - Mounting Plate.

Can-Am ProMount Steel Blades – 54" (137 cm) Blade	Fits ProMount Push Frame	<ul style="list-style-type: none"> ■ 715004472 • Black ■ 715005316 • Yellow
--	--------------------------	---



- Blades available individually to create your own kit.
- Compatible with Can-Am ProMount Blade accessories to further enhance plow versatility (some plow accessories are not compatible with 54" (137 cm) plows).
- Not compatible with ProMount Drift Cutters, Blade Extensions and Edge Markers.
- Clears 50" (127 cm) when plow is fully angled.
- Blade height of 14.75" (37 cm).

Can-Am ProMount Steel Blades – 60" (152 cm) Blade	Fits ProMount Push Frame	<ul style="list-style-type: none"> ■ 715004202 • Black ■ 715005317 • Yellow
--	--------------------------	---



- Blades available individually to create your own kit.
- Compatible with Can-Am ProMount Blade accessories to further enhance plow versatility.
- Clears 54" (137 cm) when plow is fully angled.
- Blade height of 17" (43 cm).

Can-Am ProMount Steel Blades – 66" (168 cm) Blade	Fits ProMount Push Frame	<ul style="list-style-type: none"> ■ 715006337 • Black ■ 715006338 • Yellow
--	--------------------------	---



- Blades available individually to create your own kit.
- Compatible with Can-Am ProMount Blade accessories to further enhance plow versatility.
- Clears 60" (152 cm) when plow is fully angled.
- Blade height of 17" (43 cm).

Can-Am ProMount Steel Blades – 72" (183 cm) Blade	Fits ProMount Push Frame	<ul style="list-style-type: none"> ■ 715004474 • Black ■ 715006021 • Yellow
--	--------------------------	---



- Blades available individually to create your own kit.
- Compatible with Can-Am ProMount Blade accessories to further enhance plow versatility.
- Clears 66" (168 cm) when plow is fully angled.
- Blade height of 17" (43 cm).

ANGLE PLOWS

Can-Am ProMount Angle Blades – 60" (152 cm) Steel Oneway State Blade	G2, G2L, G2S	715007261
---	--------------	------------------



- Make the job easier with the right tools, clear long alleys and make the task easier by sending the snow further out of the way.
- Wing end of plow measures 25" (63 cm) high and tapers down to 17" (43 cm).
- One-way "winged" state plow designed to throw snow higher.
- Rubber flap designed to keep snow away from the driver.
- Can-Am branded.

Can-Am ProMount Angle Blades – 66" (168 cm) Steel Oneway State Blade	G2, G2L, G2S	715007263
---	--------------	------------------



- Make the job easier with the right tools, clear long alleys and make the task easier by sending the snow further out of the way.
- Wing end of plow measures 25" (63 cm) high and tapers down to 17" (43 cm).
- One-way "winged" state plow designed to throw snow higher.
- Rubber flap designed to keep snow away from the driver.
- Can-Am branded.

Can-Am ProMount Angle Blades – 72" (183 cm) Steel Oneway State Blade	G2, G2L, G2S	715007264
---	--------------	------------------



- Make the job easier with the right tools, clear long alleys and make the task easier by sending the snow further out of the way.
- Wing end of plow measures 25" (63 cm) high and tapers down to 17" (43 cm).
- One-way "winged" state plow designed to throw snow higher.
- Rubber flap designed to keep snow away from the driver.
- Can-Am branded.

ProMount One-Way State Blade Rubber Flap <i>(Not illustrated)</i>		715007299
---	--	------------------

- Allows for more efficient snow projections in various snow conditions.

CAN-AM ProMount FLEX2 PLOWS

Can-Am ProMount Flex2 Plows – 60" (152 cm) Kit	G2, G2L, G2S	715008181
---	--------------	------------------



- These kits include:
 - Can-Am ProMount Flex2 Blade.
 - Push Frame with Quick-Attach System.
 - Mounting Plate.

Can-Am ProMount Flex2 Blades – 60" (152 cm) Blade	Fits ProMount Push Frame	715004203
--	--------------------------	------------------



- Plow blade made of UHMWPE, flexible and impact absorbing material prevents damaging your plow when accidental impacts occur.
- Replacable wear blade.
- Large pin designed for easy blade rotation to eliminate snow buildup at pivot point.
- Blade design provides best snow roll-off at any angle.
- Compatible with Can-Am ProMount Blade accessories to further enhance plow versatility.
- Clears 54" (137 cm) when plow is fully angled.

Can-Am ProMount Flex2 Blades – 72" (183 cm) Blade	Fits ProMount Push Frame	715004485
--	--------------------------	------------------



- Plow blade made of UHMWPE, flexible and impact absorbing material prevents damaging your plow when accidental impacts occur.
- Replacable wear blade.
- Large pin designed for easy blade rotation to eliminate snow buildup at pivot point.
- Blade design provides best snow roll-off at any angle.
- Compatible with Can-Am ProMount Blade accessories to further enhance plow versatility.
- Clears 66" (168 cm) when plow is fully angled.

CAN-AM ProMount PLOW ACCESSORIES

Can-Am ProMount Push Frame with Quick-Attach System	G2, G2L, G2S	715007752
--	--------------	------------------




- Heavy-duty steel tubes designed to withstand the roughest use.
- Mid-mount carriage provides ultimate push strength and traction.
- Designed for maximum plow lift height.
- Features a self-aligning quick-attach system, an easy foot release pedal and an ergonomic handle for plow angle adjustment.
- Plow Roller Fairlead and Plow Limit Switch recommended to extend winch cable lifespan.
- Can-Am ProMount Mounting Plate required for installation.
- Blade swivels left or right, 5 positions.
- Large pin designed for easy blade rotation to eliminate dirt and snow buildup at pivot point.

Can-Am ProMount Mounting Plate	G2, G2L, G2S	715007751
---------------------------------------	--------------	------------------




- Required to install the Can-Am ProMount Push Frame with Quick-Attach System.
- Mounting plate precision-designed to stay on year round without compromising ground clearance.
- Fits on ATVs with or without Can-Am Skid Plates.
- Plow Roller Fairlead included.

Can-Am ProMount Push Frame Extension	G2, G2L, G2S	715006257
---	--------------	------------------



- 12" (30 cm) push frame extension.
- Required when plow is installed with Apache Track System.

Can-Am ProMount Edge Markers	G2, G2L, G2S	715004206
-------------------------------------	--------------	------------------



- Help locate the edges of your plow.
- Height: 24" (60 cm).
- Sold in pairs.
- Compatible with Can-Am ProMount Steel and Flex2 Blades with or without Blade Extensions (except for the Can-Am ProMount Steel 54" (137 cm) Blades).

Can-Am ProMount Drift Cutters	G2, G2L, G2S	715004207
--------------------------------------	--------------	------------------



- Help keep snow in the plow.
- Dimensions: 17" x 13" (43.2 cm x 33 cm).
- Sold in pairs.
- Compatible with Can-Am ProMount Steel and Flex2 Blades with or without Blade Extensions (except for the Can-Am ProMount Steel 54" (137 cm) Blades).

Can-Am ProMount Curved Wear Blade	G2, G2L, G2S	715007791 • 60" (152 cm) 715007792 • 66" (168 cm)
--	--------------	--



- Wear blade designed with a folded back bottom lip.
- The increased surface allows for less digging while plowing uneven surfaces.
- Ideal for snow covered gravel, grass, paver stone and other soft surfaces.

Can-Am ProMount Plastic Wear Blade	G2, G2L, G2S	715004480 • 54" (137 cm) 715004481 • 60" (152 cm) 715004482 • 66" (168 cm) 715004483 • 72" (183 cm)
---	--------------	--



- To help prevent scratches on smooth driveways and markable surfaces.

Can-Am ProMount Blade Extensions	G2, G2L, G2S	■ 715004205 • Black ■ 715005319 • Yellow
---	--------------	---



- Add 3" (8 cm) each side.
- Compatible with Can-Am ProMount Blades (except for Can-Am ProMount Steel 54" (137 cm) Blade).
- Longer Wear Blade can be installed to further extend the extra length already provided by the extensions.
- Compatible with Can-Am ProMount Steel and Flex2 Blades (except for the Can-Am ProMount Steel 54" (137 cm) Blades).

Back Drag Blade	ProMount Plows (60" and more)	715007794
------------------------	-------------------------------	------------------



- ¼ thick steel swivel scraper.
- Lifts up when the vehicle is moving forward so as not to affect the scraping.
- Increased capacity to pull snow.
- More aggressive scraping in reverse mode.
- Lifts the blade off the ground so that it scrapes evenly.
- Adjustable in length for compatibility with 60", 66" and 72" blades.
- Compatible with ProMount blades (Flex and Steel).

Plow Roller Fairlead	G2, G2L, G2S	705009222
-----------------------------	--------------	------------------



- Larger diameter lower roller reduces wear on wire rope for plow application.
- Can be used with all ProMount plows.

Pulley Kit for Alpine Super-Duty Plow	G2, G2L, G2S	715000279
--	--------------	------------------



- Pulley kit to be used in conjunction with the winch when using a snow plow.
- Recommended to increase winch efficiency.
- To be used with the XT Front Bumper.

Synthetic Winch Cable for Plowing		715000540
--	--	------------------



- Specially designed for plowing applications.
- 8' (2.4 m) section of durable, extra-strong synthetic rope.
- Stands up to repeated, sharp angle pulls used to lift heavy plow blades.
- Temporarily replace your winch rope for plow season to save wear and tear on wire rope.

Plow Limit Switch <i>(Not illustrated)</i>	G2, G2L, G2S	715004775
--	--------------	------------------

- For controlling the cable tension when over raising your plow system.
- Prevents winch, plow push frame and vehicle damage.




Can-Am ProMount Plow Angling System	G2, G2L, G2S	715007801
--	--------------	------------------









- Converts your plow system into an easy-to-control unit from the driver's seat.
- Using one hand to control all plow motions will allow you to easily concentrate and manage your plowing tasks.
- Compatible with ProMount Blade.
- Push Frame 715007752 is required.
- Push Frame Extension 715006257 is required for installation with the Front Rancher Bumper.
- Winch and plow sold separately.


TIRES & RIMS

TIRES

Carlisle ACT Tire	G2 (500-1000 XT models only)	705401333 • Front 705401334 • €€ 705501769 • Rear 705501770 • €€
 <ul style="list-style-type: none"> • Front - 26" x 8" x 12". • Rear - 26" x 10" x 12". 		
Carlisle ACT Tire	G2 (400 XT models only)	705400606 • Front 705400326 • €€ 705500933 • Rear 705500598 • €€
 <ul style="list-style-type: none"> • Front - 25" x 8" x 12". • Rear - 25" x 11" x 12". 		
Carlisle ACT HD Tire		705402562 • Front 705502940 • Rear
 <ul style="list-style-type: none"> • Front - 26" x 8" x 12". • Rear - 26" x 10" x 12". 		
Carlisle Badlands A/R Tire	G2 (500-1000 Base models only)	705401331 • Front 705401332 • €€ 705501767 • Rear 705501768 • €€
 <ul style="list-style-type: none"> • Front - 26" x 8" x 12". • Rear - 26" x 10" x 12". 		
Carlisle Trail Wolf Tire	G2 (400 Base models only) G2L (450/570)	705402433 • Front 705400607 • €€ 705502856 • Rear 705502165 • €€
 <ul style="list-style-type: none"> • Front - 25" x 8" x 12". • Rear - 25" x 11" x 12". 		
ITP TerraCross Tire	G2 XTP, G2 Limited	705402435 • Front 705502858 • Rear
 <ul style="list-style-type: none"> • This smooth-riding tire will command every bit of traction from the ground while still managing to float across loose snow, sand and mud. • Features extreme-duty construction for improved puncture protection and extra-tough rubber compound for increased tread life. The interlocking tread pattern and wide footprint make it one of the toughest and grippiest radials around. • Not EC compliant. • Front - 26" x 8" x 14". • Rear - 26" x 10" x 14". 		

ITP Holeshoot ATR Tire	G2S	705400600 • Front 705400475 • €€ 705500926 • Rear 705500820 • €€
 <ul style="list-style-type: none"> • Front - 205/80R12 - 25" x 8" x 12". • Rear - 270/60R12 - 25" x 10" x 12". 		
ITP Mega Mayhem	G2 X mr 570 & 650 2018 & up G2S X mr 570 2018 & up	705402131 • Front 705502645 • Rear
 <ul style="list-style-type: none"> • 1.5" tread depth mud thrower tires. • Surprisingly smooth ride on hard pack surfaces. • 6-ply rated. • Front - 28" x 9" x 12". • Rear - 28" x 11" x 12". 		
ITP Cryptid Tire	G2 X mr 850 & 1000R 2018 & up G2S X mr 1000R 2018 & up	705402671
 <ul style="list-style-type: none"> • Graduated lug height and paddle-like shoulder configuration provide maximum side bite for climbing in and out of the mud without compromising ride comfort on trails and hard pack. • 6-ply rated. • 30" x 9" x 14". 		
Gorilla Silverback Tire	G2 (850 & 1000 models only)	705400962
 <ul style="list-style-type: none"> • AT30X9-14 Gorilla Silverback mud tire. • Sold individually. • Not EC compliant. • 30" x 9" x 14". 		
Maxxis Mudzilla Tire	G2 (X mr 570 & 650 models only)	705401391 • Front 705501836 • Rear
 <ul style="list-style-type: none"> • Not EC compliant. • Front - 28" x 8" x 12". • Rear - 28" x 10" x 12". 		
Kenda Klaw MXR Tire	DS 90 X	V42711DGF01HLL • Front V42712DGF01HLL • Rear
 <ul style="list-style-type: none"> • Front - 20" x 6" x 10". • Rear - 18" x 10.5" x 8". 		

RIMS

14" Rim	G2 DPS, G2 XT, G2 MAX 650, G2 MAX XT, G2 MAX Limited	705401853 • Front 705401852 • Front 705401851 • Front 705502402 • Rear 705502401 • Rear 705502400 • Rear	<ul style="list-style-type: none"> ■ Black and machined ■ Black with clear coat ■ Silver with clear coat ■ Black and machined ■ Black with clear coat ■ Silver with clear coat
 <ul style="list-style-type: none"> • Premium cast aluminum black painted with machining and clear coat rim. • Center hole: 72 mm. • Bolt circle pattern: 4$\frac{1}{16}$ mm. 		<ul style="list-style-type: none"> • Front - 14" x 6.5" offset = 40 mm. • Rear - 14" x 8.5" offset = 50 mm. <p><i>Note: Matching Nuts - 250100100 Black, 250100082 Chrome/Matching Cap - 705400928</i></p>	

14" Rim	G2 DPS, G2 XT, G2 MAX Limited, G2 North Edition, G2 MAX North Edition	705402309 • Front	■ Black and machined
		705402222 • Front	■ Black with clear coat
		705402307 • Front	■ Silver with clear coat
		705502770 • Rear	■ Black and machined
		705502702 • Rear	■ Black with clear coat
		705502768 • Rear	■ Silver with clear coat



- Front - 14" x 6.5" offset = 40 mm.
- Rear - 14" x 8.5" offset = 50 mm.

Outlander X mr and Defender Rim	X MR models front and rear wheels	705401848 • Front	■ Black and machined
		705401849 • Front	■ Black



- Cast aluminum rim with trend setting explosive styling so you can ride—and look—like a trailblazer.
- Front - 14" x 6.5" offset = 10 mm.

Note: Matching Nuts - 250100100 Black, 250100082 Chrome/Matching Cap - 705401541

Outlander Rim (Camo Model)	G2, G2L, G2S	705401127 • Front	■ Black with clear coat
		705501493 • Rear	■ Black with clear coat



- Black with clear coat aluminum rim.
- Front - 12" x 6" offset = 41 mm.
- Rear - 12" x 7.5" offset = 51 mm.

12" Beadlock Rim	G2, G2L, G2S	705401678 • Front	■ Black
		705502244 • Rear	■ Black



- Black with clear coat aluminum rim.
- Needs 16 bolts (250000787) for installing the beadlock.
- Choice of beadlock color (not included).
- Front - 12" x 6" offset = 41 mm.
- Rear - 12" x 7.5" offset = 51 mm.

12" Beadlock Ring	G2, G2L, G2S	705401763 • Can-Am Red	705401811 • Orange Crush
		705401810 • Yellow	705401812 • Manta Green



- Cast aluminum beadlock.
- Must be installed on Front Rim (705401678) and Rear Rim (705502244).

Note: Matching Nuts - 250100184 Black, 250100185 Chrome/Matching Cap - 705400928

14" Beadlock Rim	G2	705401594 • Front	■ Black
		705502146 • Rear	■ Black



- Black with clear coat aluminum rim.
- Choice of beadlock color (not included).
- Needs 16 bolts (250000787) for installing the beadlock.
- Front - 14" x 6.5" offset = 41 mm.
- Rear - 14" x 8" offset = 51 mm.


14" Beadlock Ring	G2	705401586 • Manta Green	705401811 • Can-Am Red
		705401702 • Octane Blue	705401812 • Black



- Cast aluminum beadlock.
- Must be installed on Front Rim (705401594) and Rear Rim (705502146).

Note: Matching Nuts - 250100184 Black, 250100185 Chrome/Matching Cap - 705400928

EXPLORE AN ENTIRE WORLD OF ADVENTURE WITH ALL OF OUR BRP PRODUCTS. BRP.COM



ski-doo LYNX SEA-DOO CAN-AM ROTAX ALUMACRAFT Manitou QUINTREX